



# A Profile of Offenders of Crime North Tyneside, 2008/09

December 2009

By  
**Margaret Harrison  
Nicola Crosby  
Kadhem Jallab**

## CONTENTS

|   |    |
|---|----|
| Key Messages .....  | 1  |
| 1. Notifiable Offences - Demographic Profile of Offenders Where the Crime was Committed in North Tyneside ..... | 2  |
| 2. Notifiable Offences - Profile of Repeat Offenders Where the Crime was Committed in North Tyneside .....      | 8  |
| 3. Notifiable Offences – Demographic Profile of Offenders Living in North Tyneside .....                        | 8  |
| 4. Notifiable Offences - Profile of Repeat Offenders Living in North Tyneside .....                             | 13 |
| 5. Non-notifiable Offences – Demographic Profile of Offenders Where crime was Committed in North Tyneside ..... | 13 |
| 6. Non-Notifiable Offences - Profile of Repeat Offenders Where the Crime was Committed in North Tyneside .....  | 15 |
| 7. Non-Notifiable Offences – Demographic Profile of Offenders Living in North Tyneside.....                     | 16 |
| 8. Non-Notifiable Offences - Profile of Repeat Offenders Living in North Tyneside .....                         | 18 |
| 9. Location Profile of Notifiable Offenders in North Tyneside .....   | 18 |
| 10. Location Profile of Non-notifiable Offenders in North Tyneside .....  | 20 |
| 11. Probation Cases in North Tyneside .....   | 22 |

**TWRI**  
1<sup>st</sup> Floor Provincial House  
Northumberland Street  
Newcastle upon Tyne  
NE1 7DQ  
Tel: (0191) 277 1912,  
Fax: (0191) 277 1911  
E-MAIL: [twri@twri.org.uk](mailto:twri@twri.org.uk)  
WEBSITE: [www.twri.org.uk](http://www.twri.org.uk)



# KEY MESSAGES

In 2008/09 8,104 **notifiable** offences were committed in North Tyneside by 4,858 individuals. 1,580 of these offenders had allegedly committed more than one offence.

Where the notifiable crime was committed in North Tyneside in 2008/09:

- Over a third (35%) of offenders committed crimes of a violent<sup>1</sup> nature.
- 77% of VAP offenders were male and one third of these males were aged 18-24 years old.
- 53% of female VAP offenders were aged under 25.
- 2.7% of offenders were from a Black and Minority Ethnic (BME) group. BME accounts for 4% of the total population of North Tyneside.
- 28% of offenders were in employment, whilst 33% of offenders were charged.

In 2008/09 there were 8,066 notifiable offences committed by 4,512 individuals whose home address was given as North Tyneside. 1,603 of these offenders had allegedly committed more than one offence. The offence would have been committed in the Northumbria Force Area, although not necessarily in North Tyneside.

In 2008/09 there were 3,514 **non-notifiable** offences in North Tyneside, committed by 2,878 individuals. 432 of these offenders had allegedly committed more than one offence.

Where the non-notifiable crime was committed in North Tyneside in 2008/09:

- 81% of offenders were male. 28% of all offenders were males aged 18-24 years old.
- 22% of female and 21% of male offenders were aged 30-39 years old.
- 4.3% of offenders were from a BME group. BME accounts for 4% of the total population of North Tyneside.
- 52% of offenders were unemployed, whilst 34% were in employment.
- 53% of offenders had 'Other' listed as their disposal outcome. Excluding 'Other' disposal group, 73% of offenders were charged, whilst No Further Action was brought in 17% of cases.

In 2008/09 there were 3,413 non-notifiable offences committed by 2,644 individuals whose home address was given as North Tyneside. 498 of these offenders had allegedly committed more than one offence.

During 2008/09:

- Of the 8,104 notifiable offences committed in North Tyneside, 6,325 of these offences were committed by 3,622 individuals living in North Tyneside.
- Of the 3,514 non-notifiable offences committed in North Tyneside, 2,629 of these offences were committed by 2,108 individuals living in North Tyneside.

During 2008/09 in North Tyneside:

- There were 1,021 Probation cases.
- 73% of Probation cases were for notifiable offences.
- 81% of those on Probation were male, 43% were aged under 26 years old and 2% were of Black or Minority Ethnic origin.
- 64% of those on Probation were subject to a Community Sentence, whilst 19% were given a Suspended Sentence. 12% were given a custodial sentence.

During 2008/09 in North Tyneside of those on Probation undergoing OASys assessments:

- 26% were considered to be at high risk of reconviction at the start of the Probation sentence, whilst 9% were considered to be at high risk of reconviction at the end of the Probation sentence.
- At the start of sentence drug misuse was a concern in 24% of cases, whilst at the end it was a concern in 12% of cases.

<sup>1</sup> Violent crime comprises Violence Against the Person (VAP), Sexual offences and Robbery. VAP covers the whole spectrum of assaults from pushing and shoving, with no physical harm, to murder.

This report aims to give an overview of those arrested or charged with offences in North Tyneside during 2008/09. For the purposes of the report these people arrested or charged with offences are referred to as offenders, although at this stage of the Criminal Justice process the offence against them has not been proven. A demographic profile of offenders, identifying particular groups of people arrested or charged with disproportionate levels of crime (rather than convictions) has been undertaken. The number of repeat offenders within the year has also been identified. Where the alleged crime was committed and the home address of the offender is analysed, along with the 'disposal outcome'. Analysis has been undertaken for notifiable and non-notifiable offences.

In order to build a more accurate picture of the profile of offenders only the latest disposal outcome for each offence within the time period being considered is counted. For example, within a year, an offender could be arrested, bailed (once or several times), then be charged with an offence. For the purposes of this report, only the latest 'event' is counted, so in this example the 'charge'.

The report provides an analysis of Probation cases during 2008/09 in North Tyneside. Probation is a sentence imposed by a court in lieu of incarceration. A criminal who is "on probation" has been convicted of a crime but has served only part of the sentence in jail, or has not served time at all.

Data are provided for one year only, 2008/09, therefore care should be taken when drawing conclusions.

Population figures are mid-year estimates 2007 - Source: Population Estimates Unit, ONS: Crown Copyright 2008.

Ethnicity figures are experimental Population Estimates 2007 - Source: Office for National Statistics, Crown Copyright 2009.

## **1. Notifiable Offences - Demographic Profile of Offenders Where the Crime was Committed in North Tyneside**

---

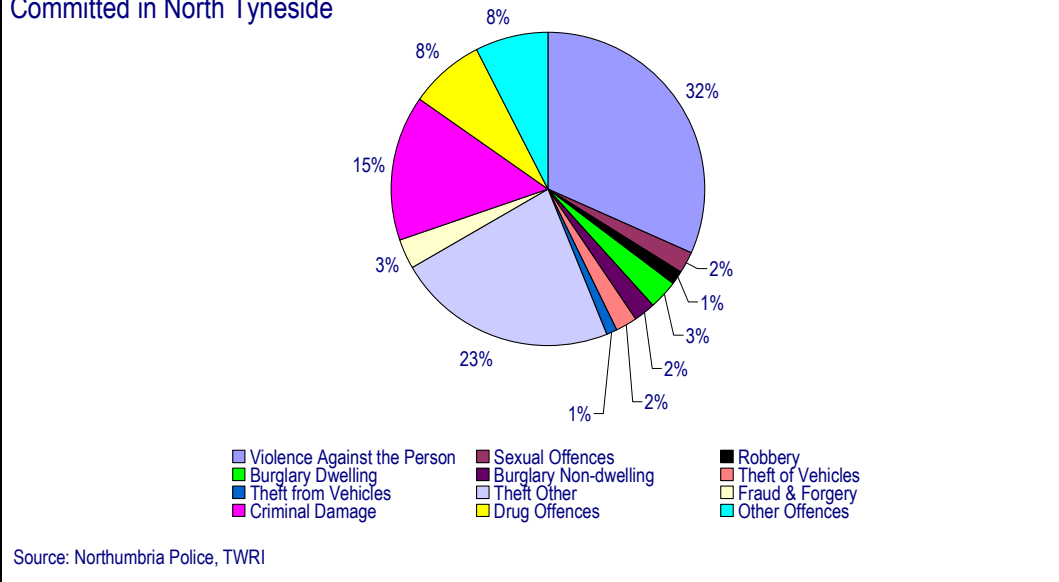
Data within section 1 refers to the characteristics of offenders where the alleged crime was committed in North Tyneside. The offence was notifiable to the Home Office.

### **1.1 Distribution of Different Types of Crime**

In 2008/09 there were 8,104 notifiable offences in North Tyneside, committed by 4,858 individuals. Within this section each notifiable offence is considered separately. An analysis of repeat offenders can be found in section 2.

Over a third (35%) of notifiable offences committed in North Tyneside were of a violent nature. After violent crimes Theft Other accounted for 23% of offences.

**Fig 1: Offenders Notifiable Crimes Committed in North Tyneside**

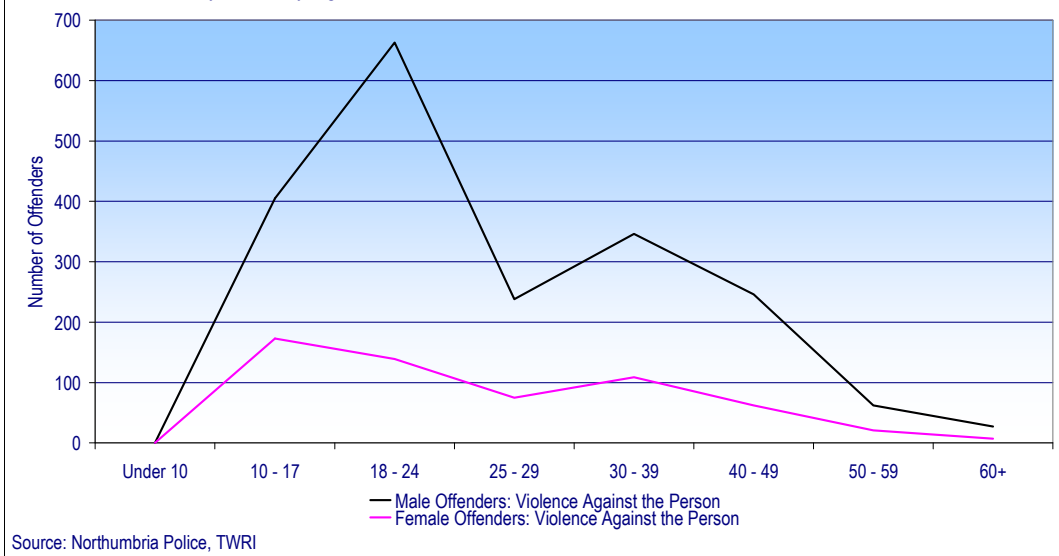


## 1.2 Age and Gender of Offenders

In North Tyneside during 2008/09

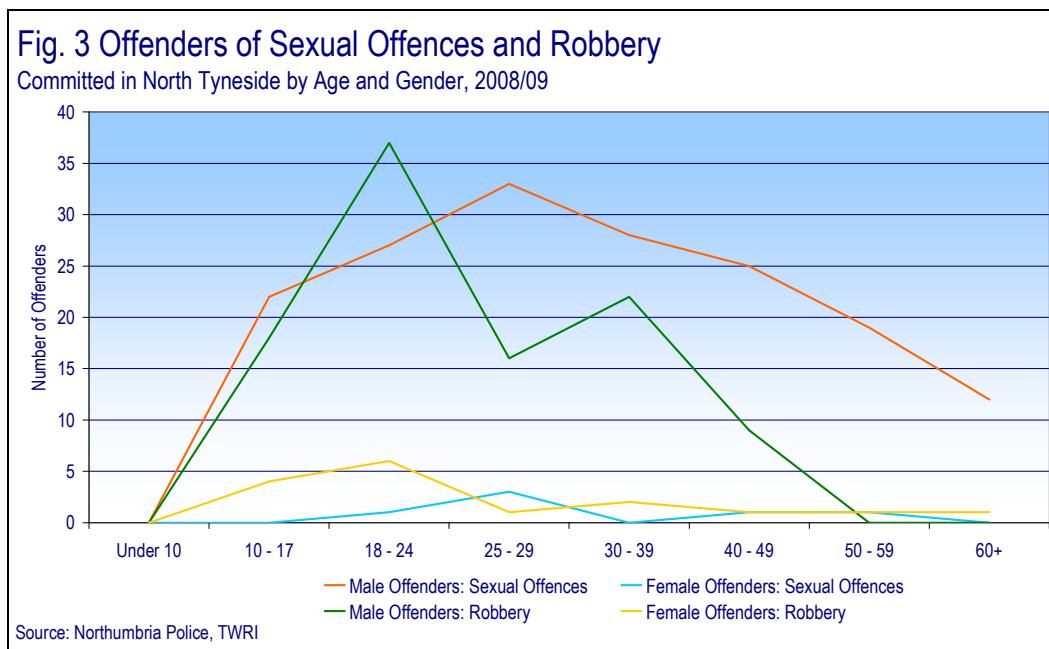
- Violence Against the Person was the most prevalent offence committed by offenders.
- Males accounted for 77% of offenders of Violence Against the Person (VAP).
- A third of these male offenders were aged 18-24, the age group accounting for the largest proportion of VAP.
- 53% of female VAP offenders were aged under 25.

**Fig. 2: Offenders of Violence Against the Person Committed in North Tyneside by Age and Gender, 2008/09**



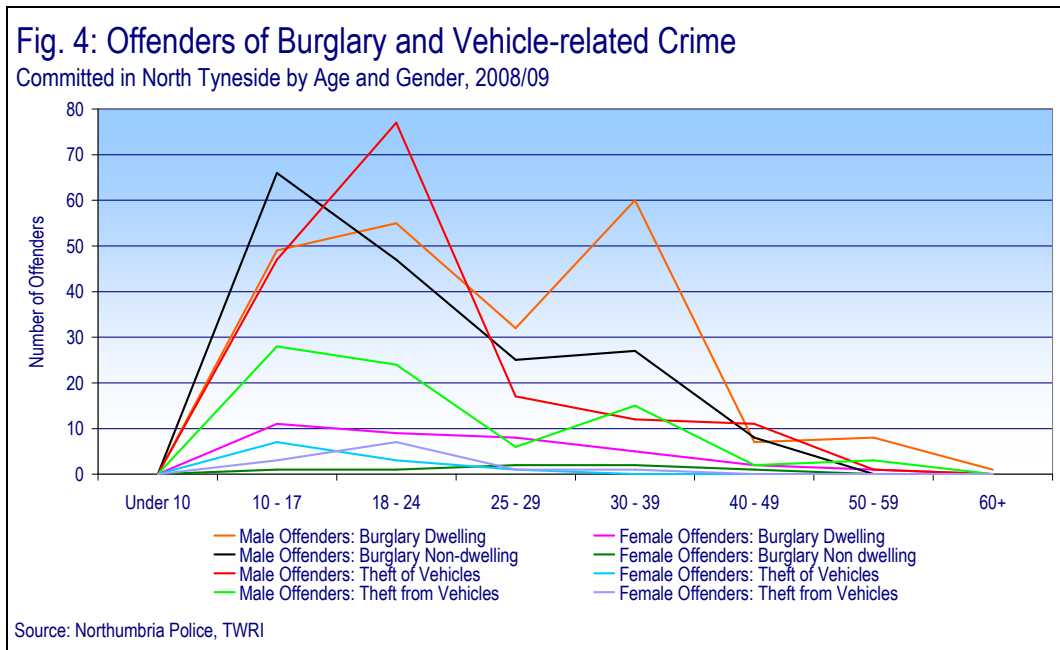
In North Tyneside during 2008/09:

- Males accounted for 97% of offenders of Sexual Offences. 20% of these males were aged 25-29 years old.
- Males accounted for 86% of Robbery offenders. 36% were aged 18-24.
- 38% of female Robbery offenders were also aged 18-24 years old.



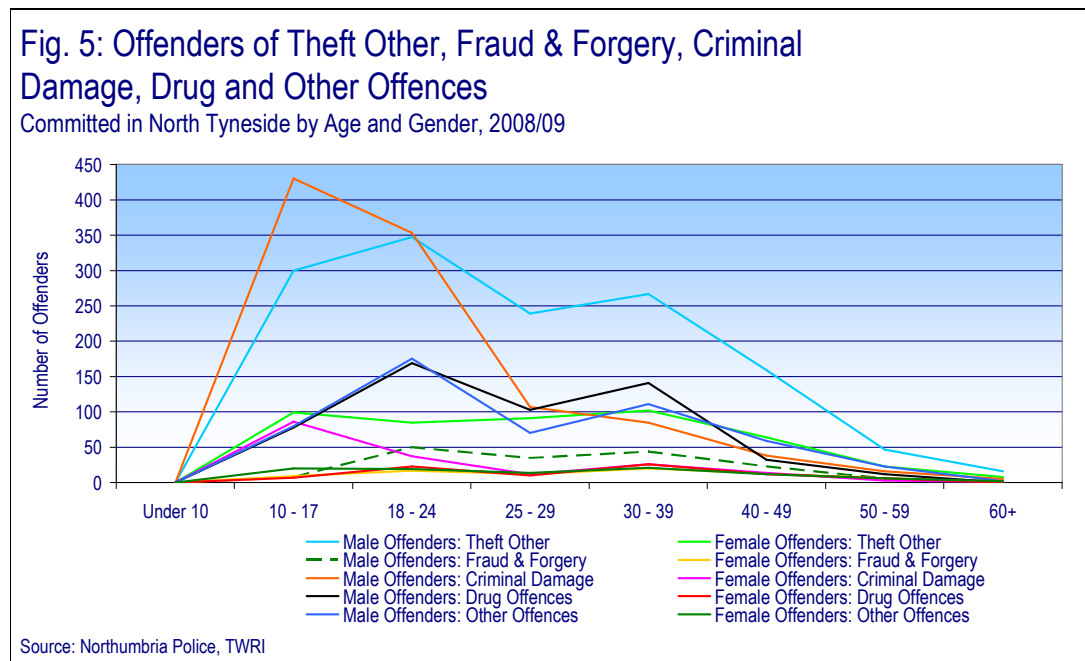
In North Tyneside during 2008/09:

- Males accounted for 86% of Burglary Dwelling offenders. 26% of these males were aged 18-24 years.
- One third of female Burglary Dwelling offenders were under 18 years old.
- Males accounted for 96% of Burglary Non-dwelling offenders. 10-17 year old males represented the largest proportion (38%).
- Males accounted for 94% of offenders of vehicle thefts. 47% of these males were aged 18-24. 64% of the females allegedly responsible for vehicle thefts were aged 10-17.
- Males accounted for 87% of Theft from Vehicle offenders. Over one third (36%) of these males were aged 10-17.



In North Tyneside during 2008/09:

- Males accounted for 74% of Theft Other offenders. Males in the 18-24 age group were the most frequent offenders accounting for 19% of all Theft Other offenders.
- 32% of Fraud & Forgery offenders were female. Those aged 30-39 accounted for one quarter of these female offenders.
- 85% of Criminal Damage offenders were male. Over three quarters (76%) of these males were aged 10-24. Of the 15% of female offenders of Criminal Damage those aged 10-17 accounted for 48%.
- 86% of offenders of Drug Offences were male. Over a quarter (26%) of these males were aged 30-39.



## 1.3 Ethnicity of Offenders

In North Tyneside during 2008/09:

- White people made up 96.1% of the population of North Tyneside but accounted for 100% of Theft from Vehicle offenders, 99.3% of Criminal Damage offenders and 98.9% of Theft of Vehicle offenders.
- 8.7% of offenders of Sexual Offences were from a Black or Minority Ethnic (BME) group. BME groups accounted for 4% of the population of North Tyneside.
- 6.8% of Robbery offenders were of Asian or Asian British origin. People of Asian or Asian British Origin accounted for only 1.6% of the population of North Tyneside.
- 8.5% of Fraud & Forgery offenders were from a BME group.
- Only 1.1% of Vehicle Theft offenders and 0.7% of Criminal Damage offenders came from a BME group.

| Crime Category              | Proportion of Offenders (%)   |                               |                              |               |
|-----------------------------|-------------------------------|-------------------------------|------------------------------|---------------|
|                             | Asian or Asian British (1.6%) | Black or Black British (0.6%) | Chinese/ Mixed/ Other (1.8%) | White (96.1%) |
| Violence Against the Person | 1.0                           | 0.8                           | 1.0                          | 97.2          |
| Sexual Offences             | 4.0                           | 2.9                           | 1.7                          | 91.3          |
| Robbery                     | 6.8                           | 0                             | 0                            | 93.2          |
| Burglary Dwelling           | 1.2                           | 1.2                           | 1.2                          | 96.4          |
| Burglary Non-dwelling       | 1.7                           | 0                             | 0.6                          | 97.8          |
| Theft of Vehicles           | 0                             | 0.6                           | 0.6                          | 98.9          |
| Theft from Vehicles         | 0                             | 0                             | 0                            | 100           |
| Theft Other                 | 0.5                           | 0.9                           | 0.7                          | 97.8          |
| Fraud & Forgery             | 3.2                           | 2.4                           | 2.8                          | 91.5          |
| Criminal Damage             | 0.2                           | 0.2                           | 0.3                          | 99.3          |
| Drug Offences               | 1.1                           | 0.5                           | 1.9                          | 96.4          |
| Other Offences              | 1.0                           | 1.3                           | 0.8                          | 96.9          |

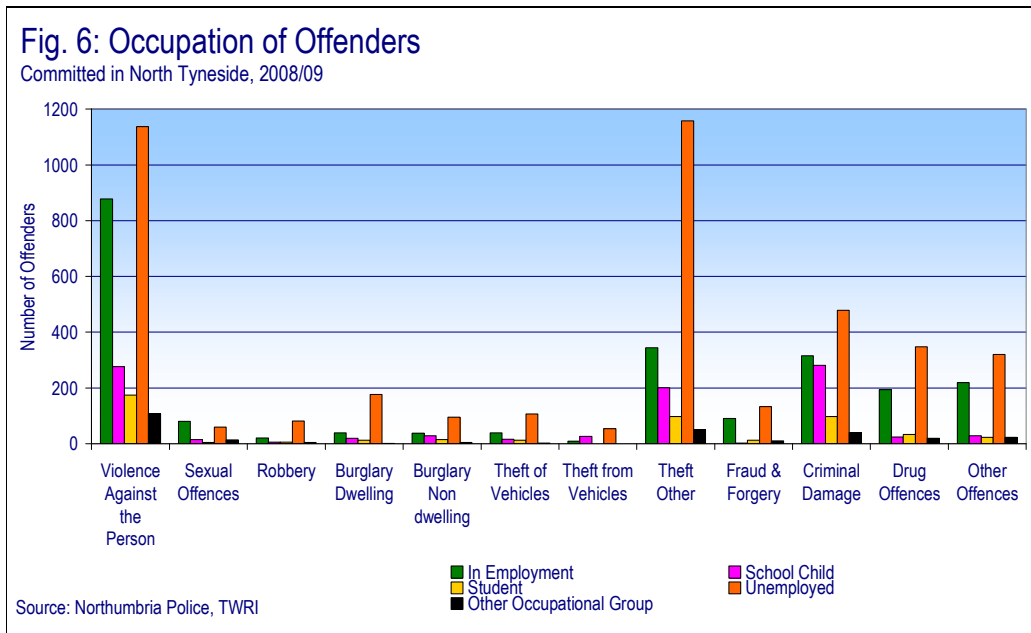
Source: Northumbria Police, TWRI, ONS Crown Copyright 2009

## 1.4 Occupation of Offenders

In North Tyneside during 2008/09:

- The proportion of offenders who were unemployed was particularly high for Burglary Dwelling (71%), Robbery (69%), and Theft Other (63%).
- Those in employment accounted for 46% of Sexual Offences, 36% of Fraud & Forgery and 36% of Other Offence offenders.
- School children accounted for 30% of Theft from Vehicle Offences and 23% of Criminal Damage offences.
- Student offenders were allegedly responsible for 8% of Burglary Non-dwelling and 8% of Criminal Damage offences.

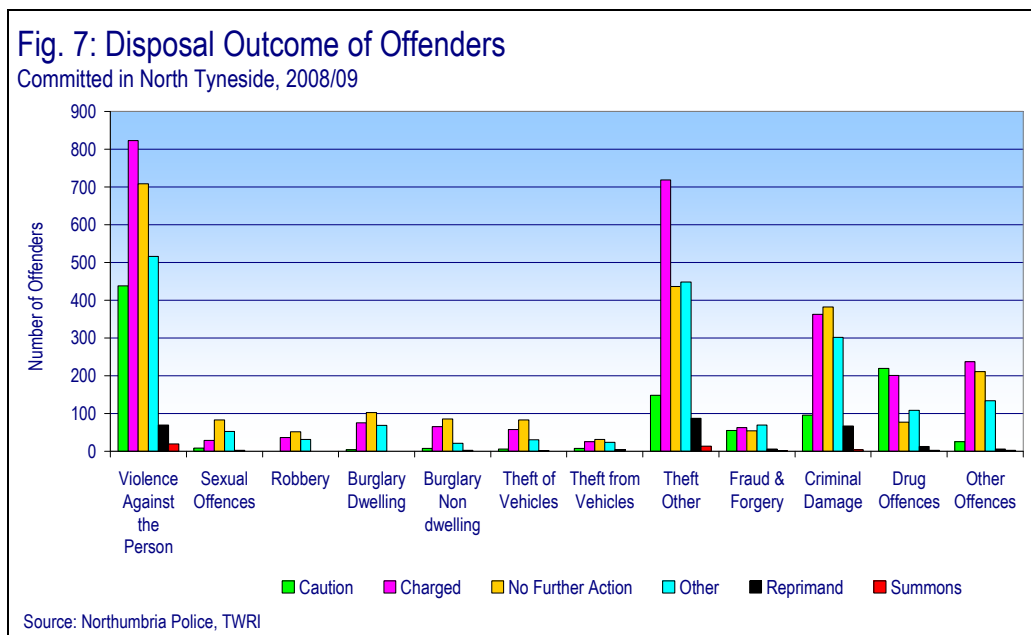




### 1.5 Disposal Group of Offenders

In North Tyneside during 2008/09:

- No further action was taken in over one quarter (28%) of cases, charges were brought against 33% of offenders. Cautions were given to 13%.
- No further action was taken against almost half (48%) of Sexual offenders whilst 16% were charged and 5% cautioned.
- 22% of fraud & Forgery offenders were cautioned, whilst 25% were charged.
- 39% of Theft Other and Other Offence offenders were charged.
- Over a third (35%) of Drug offenders received a caution whilst one third (33%) were charged.
- 6% of Criminal Damage offenders received a reprimand.



## 2. Notifiable Offences - Profile of Repeat Offenders Where the Crime was Committed in North Tyneside

During 2008/09 in North Tyneside

- There were 4,858 offenders.
- 1,580 offenders had allegedly committed more than one offence.
- 15 individuals had allegedly committed over 10 offences each, accounting for 4% of all offences.

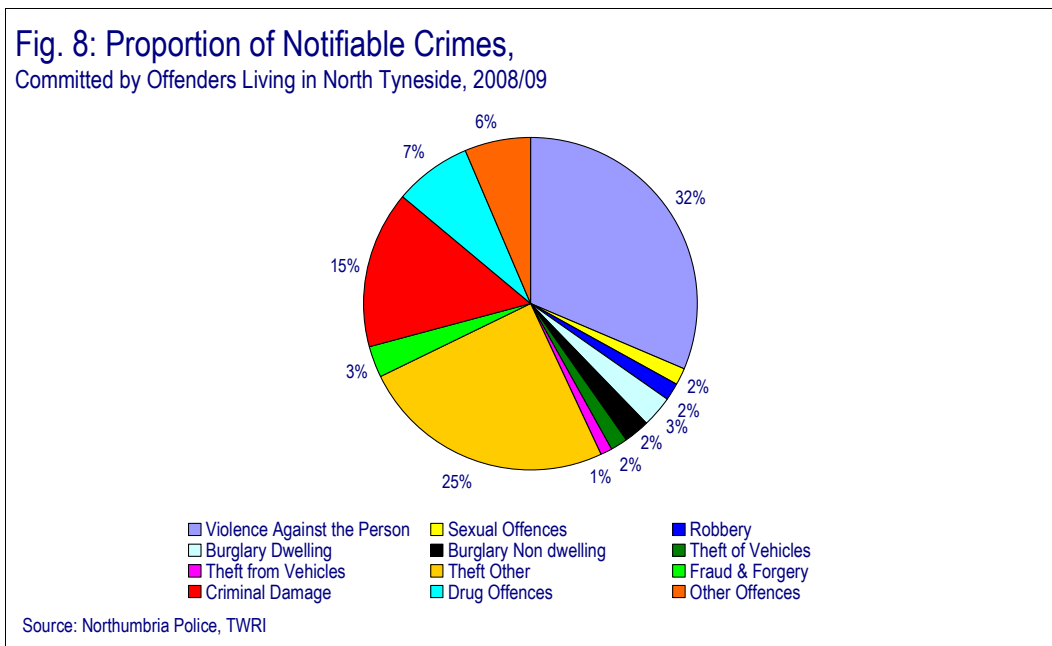
## 3. Notifiable Offences – Demographic Profile of Offenders Living in North Tyneside.

Data within section 3 refers to the characteristics of offenders where the home address was given as being in North Tyneside when the alleged offence was committed. The alleged crime will have been committed within the Northumbria Police Force area, although not necessarily within North Tyneside.

### 3.1 Distribution of Different Types of Crime

In 2008/09 there were 8,066 notifiable offences committed by 4,512 individuals. Within this section each notifiable offence is considered separately. An analysis of repeat offenders can be found in section 4.

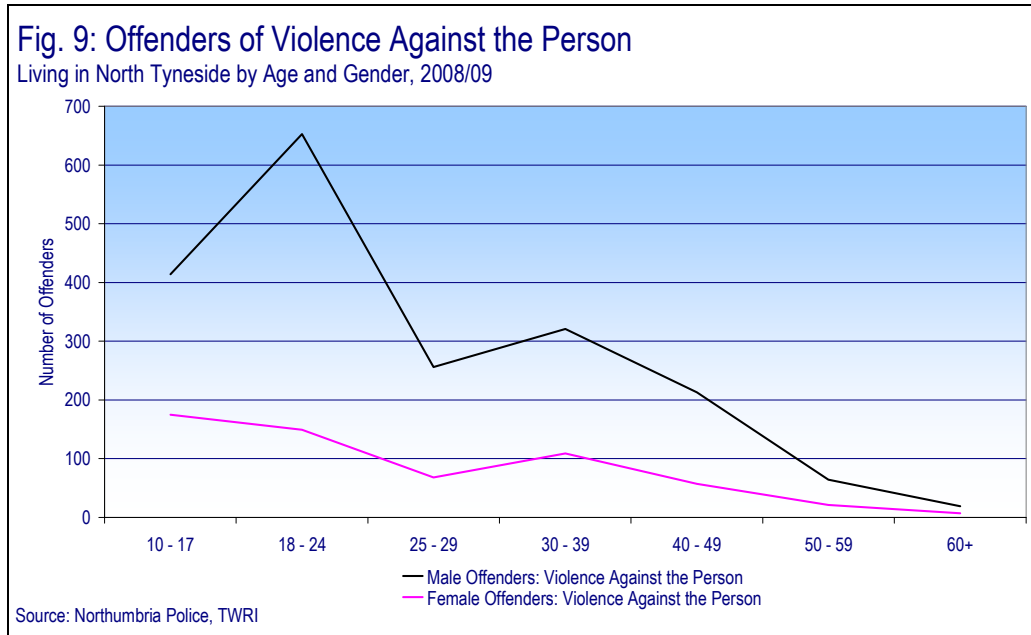
Of the offenders living in North Tyneside, one third (32%) had allegedly committed a violent crime whilst a quarter had committed Theft Other offences.



### 3.2 Age and Gender of Offenders

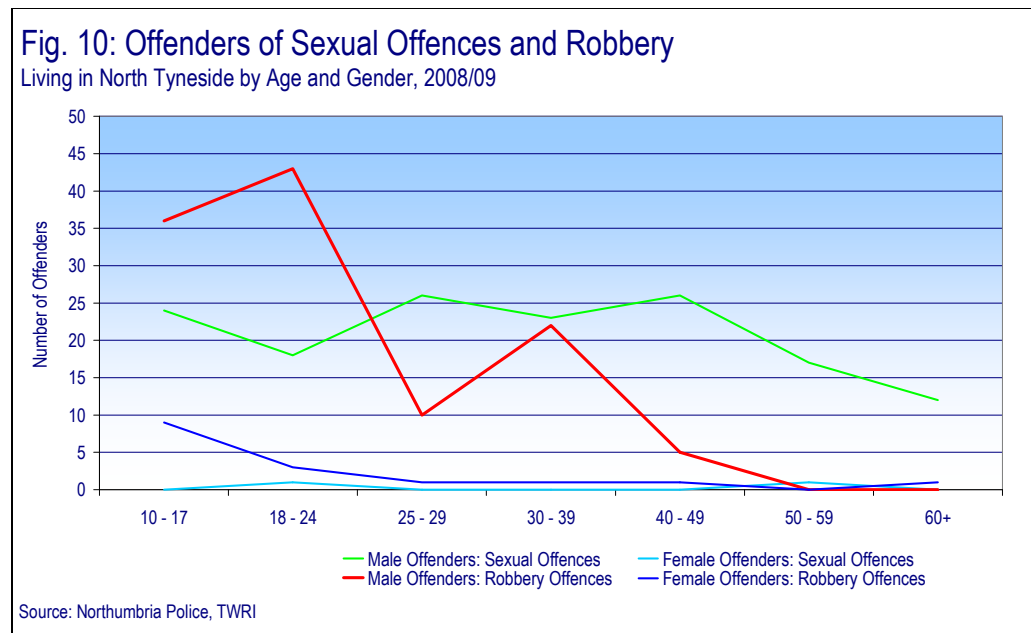
Offenders who had a home address in North Tyneside during 2008/09:

- Almost one third (32%) of offenders had allegedly committed Violence Against the Person offences.
- 77% of Violence Against the Person offences were committed by males. One third of these males were aged 18-24.
- Almost one third (30%) of female offenders of Violence Against the Person were aged 10-17.



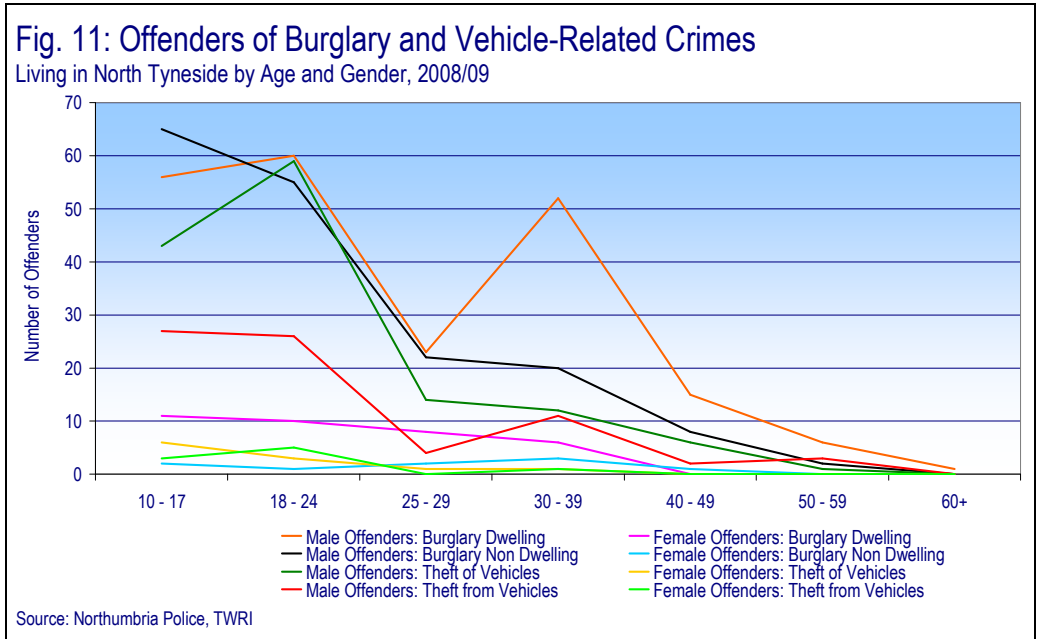
Offenders who had a home address in North Tyneside during 2008/09:

- Sexual offenders made up 2% of the total number of offenders. 99% of Sexual offenders were male. 16% of these males were aged 10-17. A further 8% of these males were aged 60+.
- 88% of Robbery offenders were male. Almost two fifths (37%) of these males were aged 18-24.



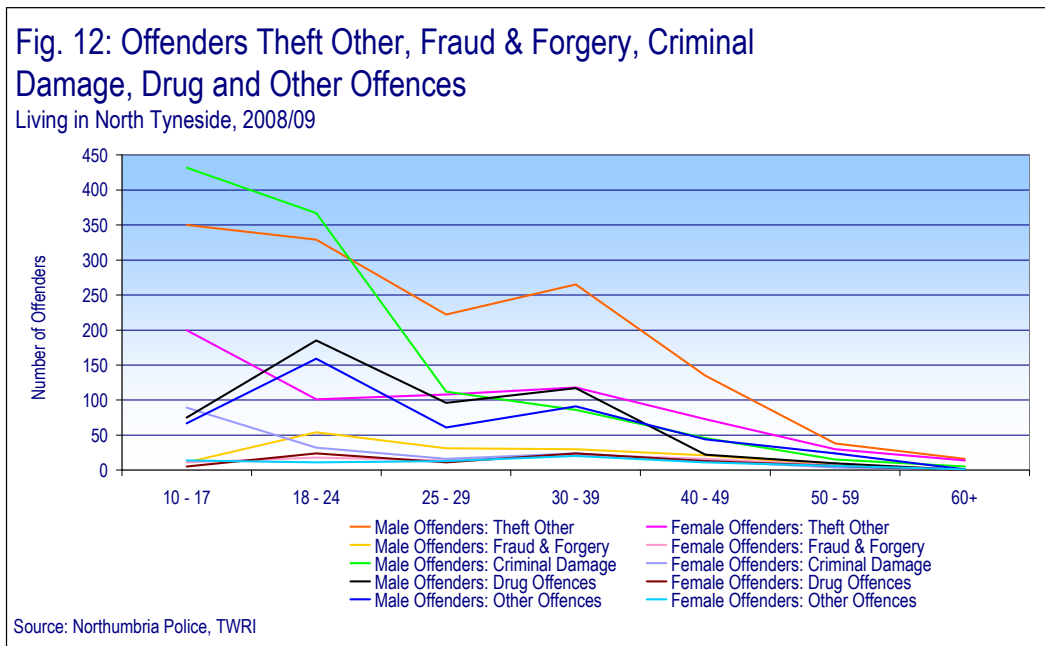
Offenders who had a home address in North Tyneside during 2008/09:

- Burglary Dwelling accounted for 3% of offenders. 86% were male and 54% of these males were aged 10-24.
- 95% of Burglary Non-dwelling offenders were male and almost two fifths (38%) of these males were aged 10-17.
- 93% of Theft of Vehicle offenders were male and almost half (44%) of these males were aged 18-24.



Offenders who had a home address in North Tyneside during 2008/09:

- A quarter of offenders had committed a Theft Other offence. Almost one third (32%) of Theft Other offenders were female and almost one third (31%) of these females were aged 10-17.
- 86% of Criminal Damage offenders were male, with 41% of these offenders being aged 10-17.
- 37% of Fraud & Forgery offenders were female. One quarter of these females were aged 30-39.
- 86% of Drug offenders were male. 37% of these males were aged 18-24.



### 3.3 Ethnicity of Offenders

Offenders who had a home address in North Tyneside during 2008/09:

- 8% of Sexual offenders were from a BME group. BME groups accounted for 4% of the resident population of North Tyneside.
- 6% of Robbery offenders were of Asian ethnicity. People of Asian origins accounted for 1.6% of the resident population of North Tyneside.
- White people accounted for 100% of Theft of Vehicles and Theft from Vehicle offenders. 99.2% of Criminal Damage offenders were also White. 96.1% of the resident population of North Tyneside are White.
- 4% of offenders of Fraud & Forgery were Black, this compares to just 0.6% of the population of North Tyneside.

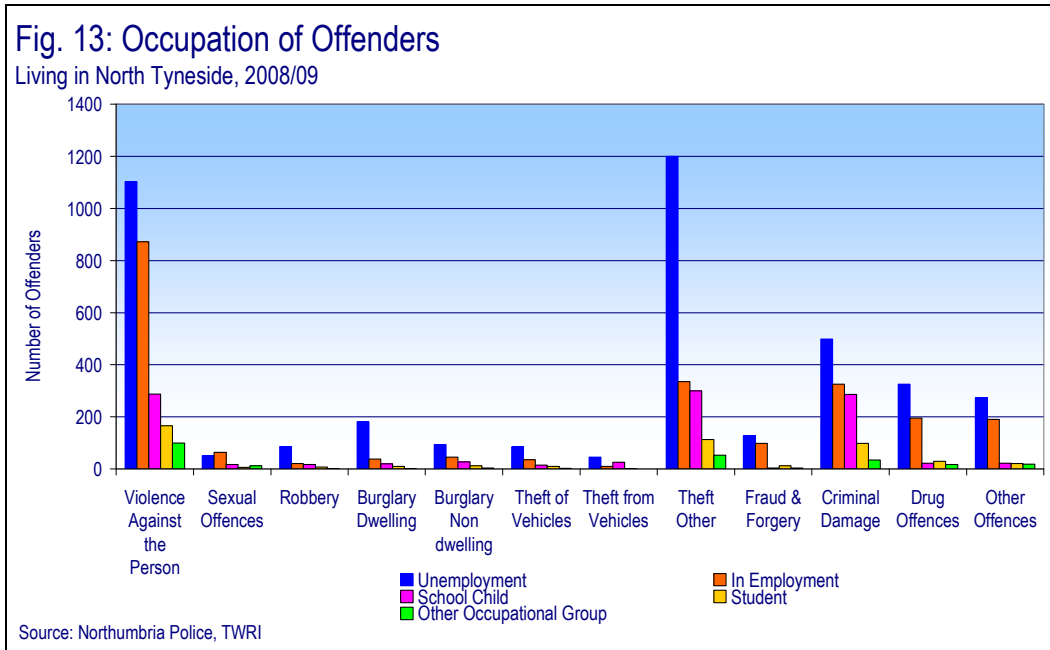
| Crime Category              | Proportion of Offenders (%)   |                               |                              |               |
|-----------------------------|-------------------------------|-------------------------------|------------------------------|---------------|
|                             | Asian or Asian British (1.6%) | Black or Black British (0.6%) | Chinese/ Mixed/ Other (1.8%) | White (96.1%) |
| Violence Against the Person | 0.8                           | 1.0                           | 0.9                          | 97.2          |
| Sexual Offences             | 2.7                           | 2.0                           | 3.4                          | 91.9          |
| Robbery                     | 6.1                           | 0                             | 0                            | 93.9          |
| Burglary Dwelling           | 1.2                           | 0.8                           | 1.2                          | 96.8          |
| Burglary Non-dwelling       | 1.1                           | 0                             | 1.1                          | 97.8          |
| Theft of Vehicles           | 0                             | 0                             | 0                            | 100           |
| Theft from Vehicles         | 0                             | 0                             | 0                            | 100           |
| Theft Other                 | 0.7                           | 0.9                           | 0.8                          | 97.6          |
| Fraud & Forgery             | 1.2                           | 4.1                           | 2.0                          | 92.7          |
| Criminal Damage             | 0.4                           | 0.2                           | 0.2                          | 99.2          |
| Drug Offences               | 2.0                           | 0.2                           | 1.4                          | 96.4          |
| Other Offences              | 1.0                           | 1.1                           | 0.2                          | 97.7          |

Source: Northumbria Police, TWRI, ONS Crown Copyright 2009

### 3.4 Occupation of Offenders

Offenders who had a home address in North Tyneside during 2008/09:

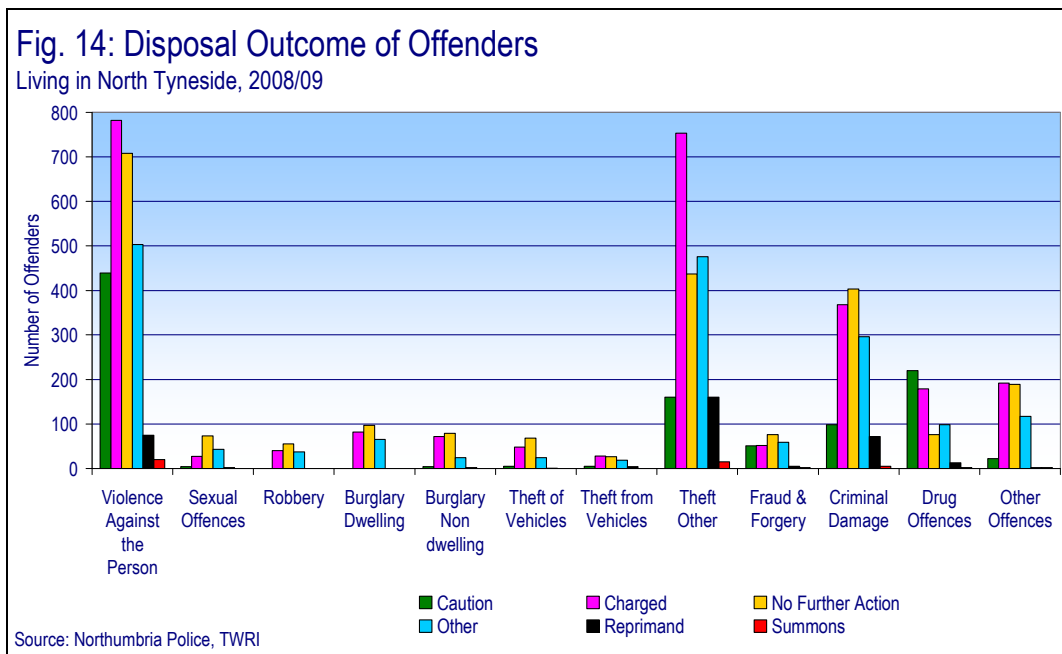
- Half of all offenders were unemployed. The proportion of unemployed offenders was high for Burglary Dwelling (72%), Robbery (65%) and Theft Other (60%).
- Over a quarter (28%) of offenders were in employment. Employed offenders were highest for Sexual Offences (43%), Fraud and Forgery (40%), Other Offences (36%) and Drug Offences (33%).
- School children accounted for 13% of offenders. Almost a third (32%) of Theft from Vehicle offenders and almost one quarter (23%) of Criminal Damage offenders were school children.



### 3.5 Disposal Group of Offenders

Offenders who had a home address in North Tyneside during 2008/09:

- One third of offenders were charged. 13% received cautions.
- 40% of Burglary Non-dwelling and 38% of Theft Other offenders were charged.
- 37% of Drug offenders received a caution, whilst no Robbery offenders received cautions.
- No further action was taken against 28% of offenders. No further action was taken against 49% of Sexual offenders, 47% of Theft of Vehicle offenders and 44% of Burglary Non-dwelling offenders.



## 4. Notifiable Offences - Profile of Repeat Offenders Living in North Tyneside

During 2008/09 in North Tyneside

- There were 4,512 offenders.
- 1,603 offenders had allegedly committed more than one offence.
- 181 individuals had allegedly committed over 5 offences each. Of these 181 individuals 22 had allegedly committed over 10 offences each, accounting for 5% of all offences.
- One individual was responsible for over 20 notifiable offences.

## 5. Non-notifiable Offences – Demographic Profile of Offenders Where crime was Committed in North Tyneside.

Data within section 5 refers to the characteristics of offenders where the alleged crime was committed in North Tyneside. The offence was not notifiable to the Home Office.

### 5.1 Age and Gender of Offenders

In 2008/09 there were 3,514 non-notifiable offences in North Tyneside, committed by 2,878 individuals. Within this section each non-notifiable offence is considered separately. An analysis of repeat offenders can be found in section 6.

In North Tyneside during 2008/09:

- 81% of non-notifiable offenders were male.
- 28% of all non-notifiable offenders were males aged 18-24 year old.
- 21% of male and 22% of female non-notifiable offenders were 30-39 years old.

**Table 3: Non-notifiable Offenders by Age and Gender, Where the Offence was Committed in North Tyneside 2008/09**

|               | Age Range |       |       |       |       |       |       | All Ages |       |
|---------------|-----------|-------|-------|-------|-------|-------|-------|----------|-------|
|               | Under 10  | 10-17 | 18-24 | 25-29 | 30-39 | 40-49 | 50-59 |          | 60+   |
| <b>Male</b>   | 0         | 323   | 983   | 477   | 588   | 314   | 105   | 52       | 2,842 |
| <b>Female</b> | 0         | 142   | 167   | 96    | 147   | 81    | 27    | 12       | 672   |
| <b>Total</b>  | 0         | 465   | 1,150 | 573   | 735   | 395   | 132   | 64       | 3,514 |

Source: Northumbria Police, TWRI

Note: Age and gender may not sum to total, as in some cases age and/or gender is not known.

## 5.2 Ethnicity of Offenders

In North Tyneside during 2008/09:

- 4.3% of non-notifiable offenders were from a Black or Minority Ethnic (BME) group. BME groups accounted for 3.9% of the population of North Tyneside.

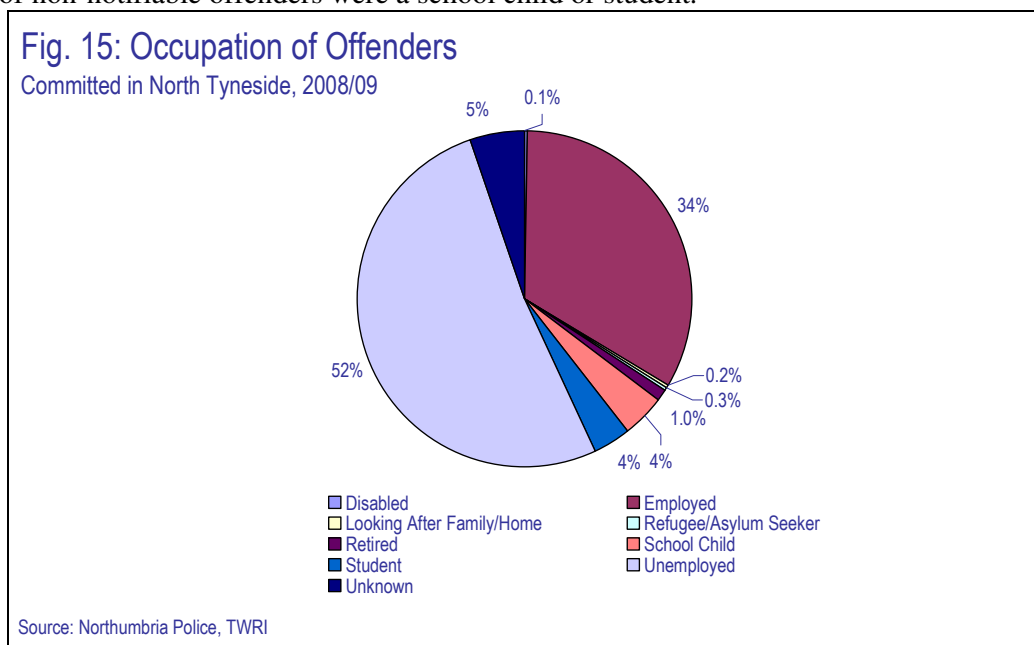
| <b>Ethnic Group</b>     | <b>Number of Offenders</b> | <b>% of Offenders % of Population</b> |      |
|-------------------------|----------------------------|---------------------------------------|------|
| Asian or Asian British  | 72                         | 2.0                                   | 1.6  |
| Black or Black British  | 46                         | 1.3                                   | 0.6  |
| Chinese, Mixed or Other | 34                         | 1.0                                   | 1.8  |
| White                   | 3,362                      | 95.7                                  | 96.1 |
| <b>Total</b>            | <b>3514</b>                |                                       |      |

Source: Northumbria Police, TWRI, ONS Crown Copyright 2009

## 5.3 Occupation of Offenders

In North Tyneside during 2008/09:

- Over half (52%) of non-notifiable offenders were unemployed, whilst more than one third (34%) were in employment.
- 8% of non-notifiable offenders were a school child or student.

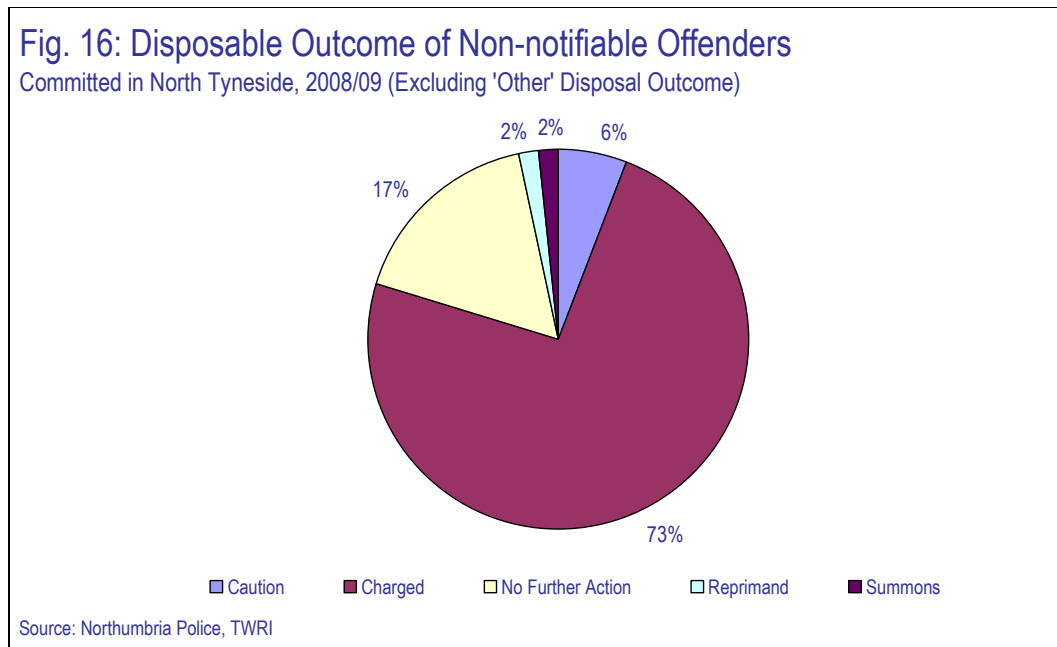




## 5.4 Disposal Group of Offenders

In North Tyneside during 2008/09:

- 53% of non-notifiable offenders had 'Other' listed for their disposal outcome. This category includes such things as Offender Deceased, Escorted to Court and Warnings.
- Excluding the Other disposal group, No Further Action was taken in 17% of cases and charges were brought against 73% of offenders.



## 6. Non-Notifiable Offences - Profile of Repeat Offenders Where the Crime was Committed in North Tyneside

During 2008/09 in North Tyneside:

- There were 2,878 non-notifiable offenders.
- 432 offenders had allegedly committed more than one offence.
- 5 individuals had allegedly committed over 5 offences each, accounting for 3% of all offences.

## 7. Non-Notifiable Offences – Demographic Profile of Offenders Living in North Tyneside.

Data within section 7 refers to the characteristics of offenders where the home address was given as being in North Tyneside. The alleged crime would not have been notifiable to the Home Office. The alleged crime will have been committed within the Northumbria Police Force area, although not necessarily within North Tyneside.

### 7.1 Age and Gender of Offenders

In 2008/09 there were 3,413 non-notifiable offences in North Tyneside, committed by 2,644 individuals, whose home address was in North Tyneside. Within this section each non-notifiable offence is considered separately. An analysis of repeat offenders can be found in section 8.

In North Tyneside during 2008/09:

- 79% of non-notifiable offenders were male.
- 28% of all non-notifiable offenders were males aged 18-24 year old.
- 20% of male and 22% of female non-notifiable offenders were 30-39 years old.

|               | Age Range |       |       |       |       |       |       |     | All Ages |
|---------------|-----------|-------|-------|-------|-------|-------|-------|-----|----------|
|               | Under 10  | 10-17 | 18-24 | 25-29 | 30-39 | 40-49 | 50-59 | 60+ |          |
| <b>Male</b>   | 0         | 326   | 971   | 438   | 533   | 273   | 107   | 55  | 2,704    |
| <b>Female</b> | 0         | 143   | 196   | 99    | 156   | 75    | 27    | 13  | 709      |
| <b>Total</b>  | 0         | 469   | 1,167 | 537   | 689   | 348   | 134   | 68  | 3,413    |

Source: Northumbria Police, TWRI  
Note: Age and gender may not sum to total, as in some cases age and/or gender is not known.

### 7.2 Ethnicity of Offenders

In North Tyneside during 2008/09:

- 2.8% of non-notifiable offenders were from a Black or Minority Ethnic (BME) group. BME groups accounted for 3.9% of the population of North Tyneside.

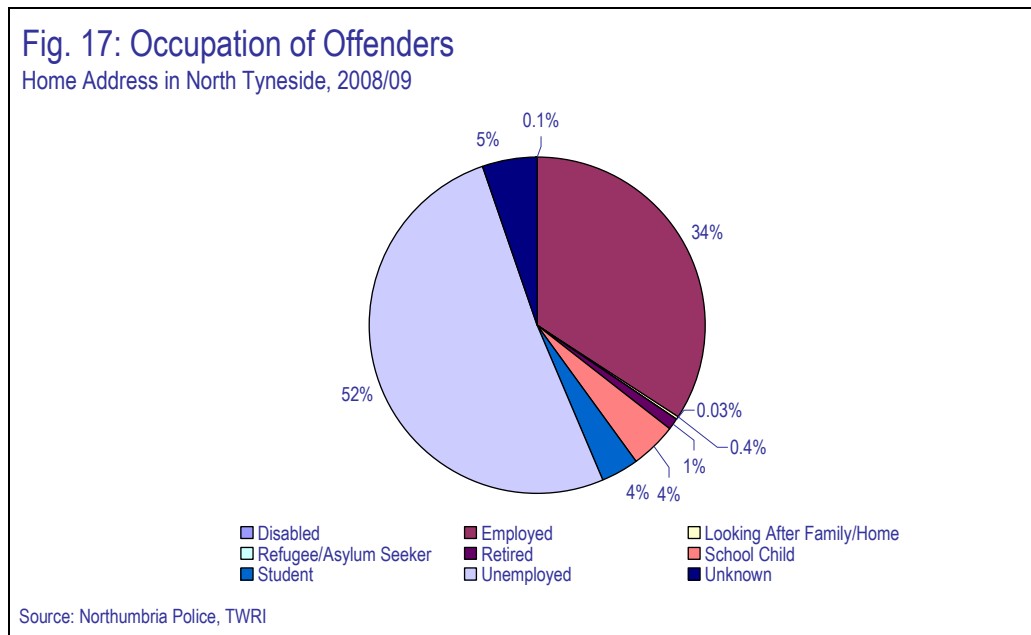
| Ethnic Group            | Number of Offenders | % of Offenders | % of Population |
|-------------------------|---------------------|----------------|-----------------|
| Asian or Asian British  | 43                  | 1.3            | 1.6             |
| Black or Black British  | 28                  | 0.8            | 0.6             |
| Chinese, Mixed or Other | 23                  | 0.7            | 1.8             |
| White                   | 3,319               | 97.2           | 96.1            |
| <b>Total</b>            | <b>3,413</b>        |                |                 |

Source: Northumbria Police, TWRI, ONS Crown Copyright 2009

### 7.3 Occupation of Offenders

In North Tyneside during 2008/09:

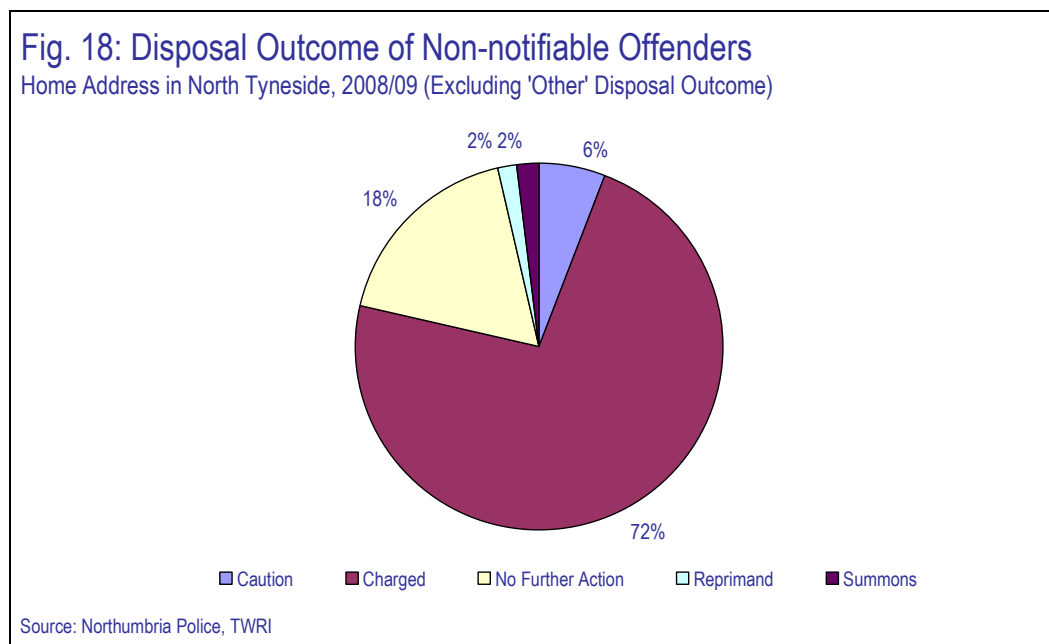
- More than half (52%) of non-notifiable offenders were unemployed, whilst over a third (34%) were in employment.
- 8% of non-notifiable offenders were a school child or student.



### 7.4 Disposal Group of Offenders

In North Tyneside during 2008/09:

- 53% of non-notifiable offenders had 'Other' listed for their disposal outcome. This category includes such things as Offender Deceased, Escorted to Court and Warnings.
- Excluding the Other disposal group, No Further Action was taken in 18% of cases, whilst 6% were cautioned. Charges were brought against 72% of offenders.



## 8. Non-Notifiable Offences - Profile of Repeat Offenders Living in North Tyneside

During 2008/09 in North Tyneside:

- There were 2,644 non-notifiable offenders.
- 498 offenders had allegedly committed more than one offence.
- 12 individuals had allegedly committed over 5 offences each, accounting for 4% of all offences.

## 9. Location Profile of Notifiable Offenders in North Tyneside

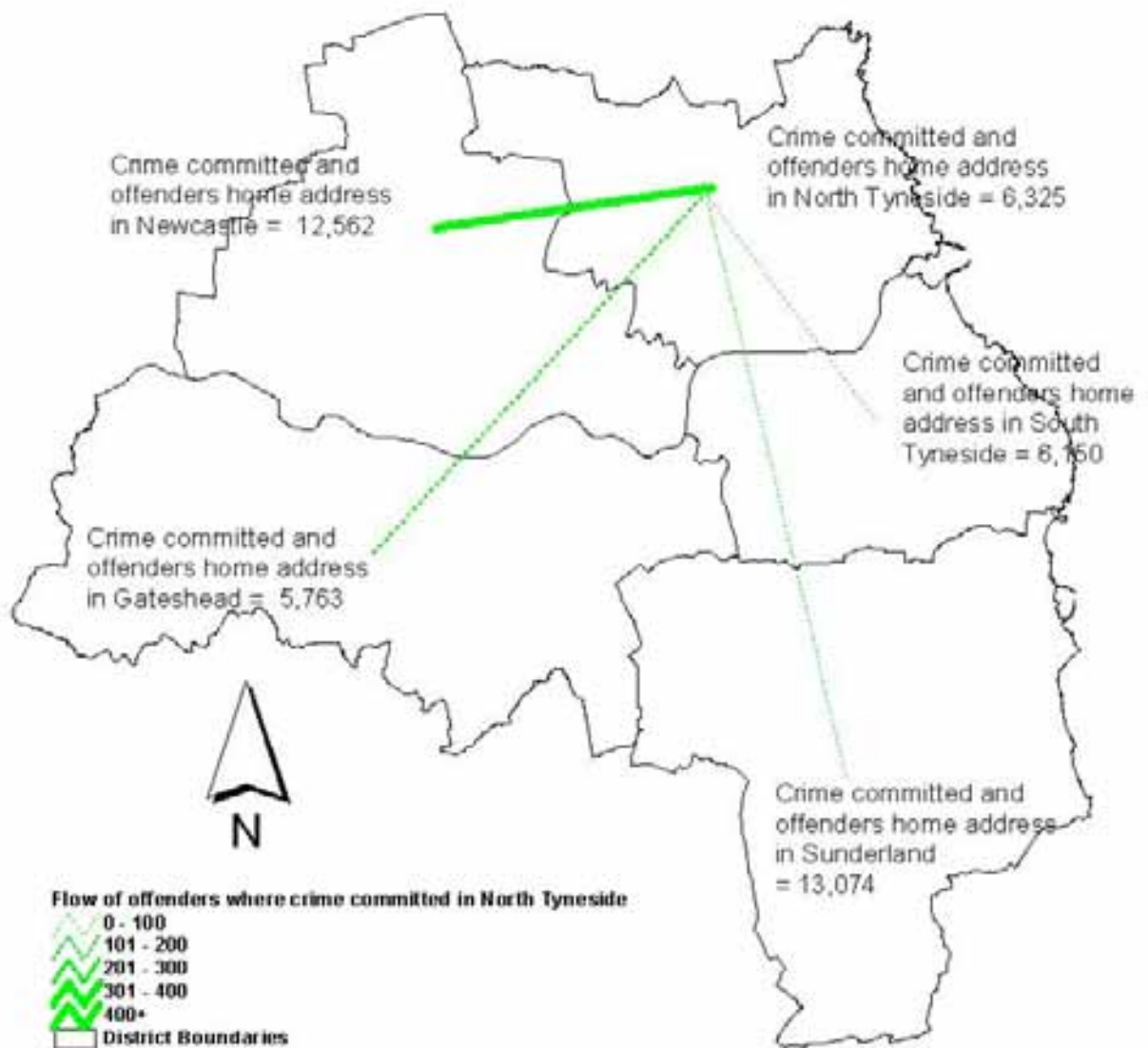
In 2008/09 there were 8,104 notifiable offences committed in North Tyneside. 6,325 of these offences were committed by 3,622 individuals living in North Tyneside.

The proportion of offenders living in each Tyne & Wear district approximately mirrors the proportional share of the population of each District within Tyne & Wear. Newcastle and Sunderland had the highest percentage share of offenders, whilst also having the highest proportional share of the total population of Tyne & Wear.

| Crime District         | Offenders Home Address District |               |                |                |               |
|------------------------|---------------------------------|---------------|----------------|----------------|---------------|
|                        | Gateshead                       | Newcastle     | North Tyneside | South Tyneside | Sunderland    |
| Gateshead              | 5,763                           | 866           | 137            | 173            | 248           |
| Newcastle              | 1,096                           | 12,562        | 1,240          | 258            | 295           |
| North Tyneside         | <b>143</b>                      | <b>861</b>    | <b>6,325</b>   | <b>75</b>      | <b>91</b>     |
| South Tyneside         | 248                             | 193           | 89             | 6,150          | 442           |
| Sunderland             | 210                             | 186           | 62             | 315            | 13,074        |
| <b>Tyne &amp; Wear</b> | <b>7,460</b>                    | <b>14,668</b> | <b>7,853</b>   | <b>6,971</b>   | <b>14,150</b> |

Source: Northumbria Police, TWRI.

**Map 1: The Location of Offenders Home Addresses in Relation to Where the Notifiable Crime was Committed, North Tyneside, 2008/09**



Source: Northumbria Police, and TWRI. Boundary file © Crown copyright. All rights reserved (Tyne and Wear Research and Information) (Licence No 100029087) (2009).

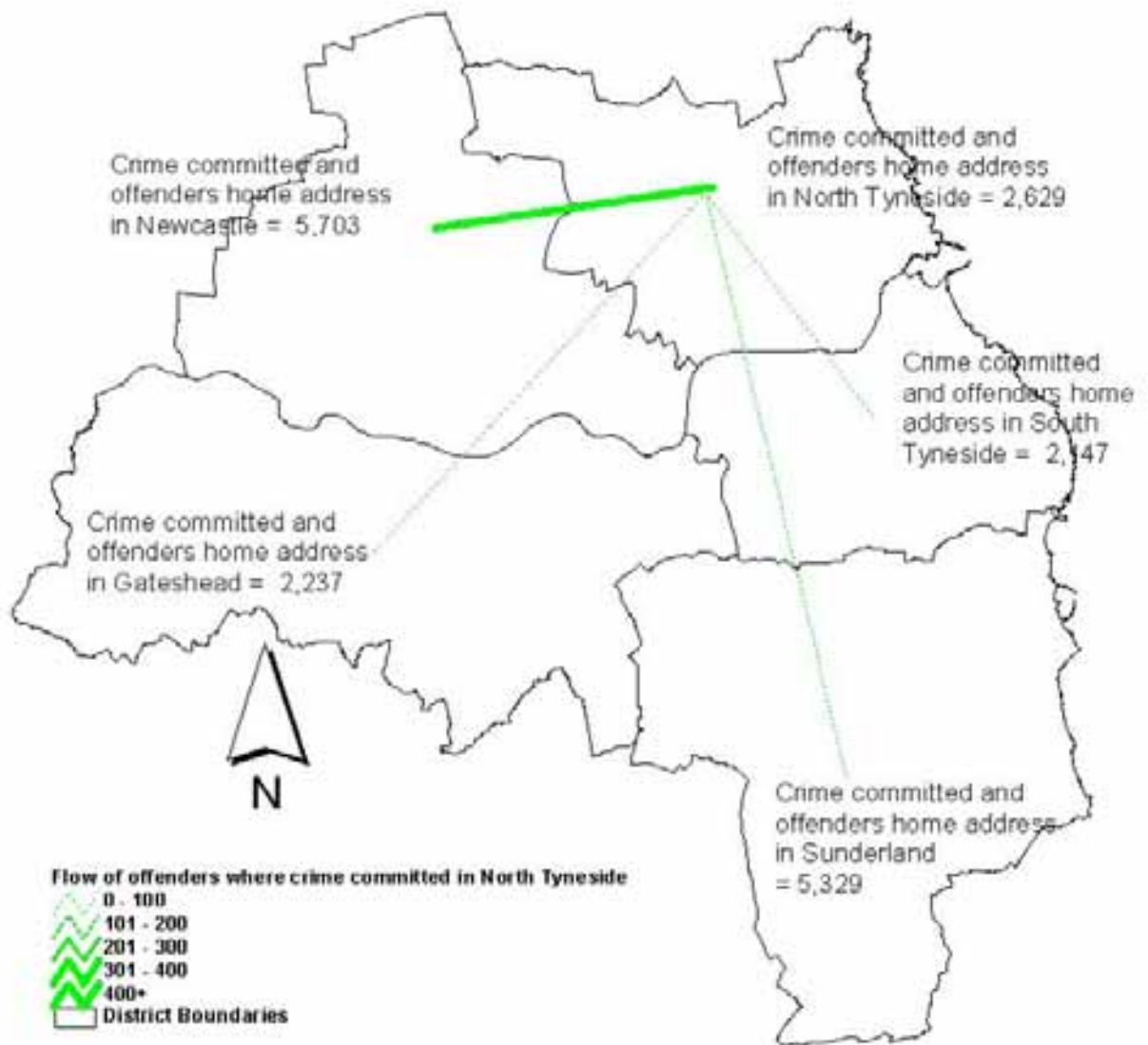
## 10. Location Profile of Non-notifiable Offenders in North Tyneside

In 2008/09 there were 3,514 non-notifiable offences committed in North Tyneside. 2,629 of these offences were committed by 2,108 individuals living in North Tyneside.

| Crime District | Offenders Home Address District |            |                |                |            |
|----------------|---------------------------------|------------|----------------|----------------|------------|
|                | Gateshead                       | Newcastle  | North Tyneside | South Tyneside | Sunderland |
| Gateshead      | 2,237                           | 306        | 54             | 67             | 107        |
| Newcastle      | 646                             | 5,703      | 600            | 164            | 162        |
| North Tyneside | <b>70</b>                       | <b>356</b> | <b>2,629</b>   | <b>38</b>      | <b>41</b>  |
| South Tyneside | 83                              | 78         | 38             | 2,147          | 158        |
| Sunderland     | 82                              | 78         | 18             | 137            | 5,329      |
| Tyne & Wear    | 3,118                           | 6,521      | 3,339          | 2,553          | 5,797      |

Source: Northumbria Police, TWRI.

**Map 2: The Location of Offenders Home Addresses in Relation to Where the Non-Notifiable Crime was Committed, North Tyneside, 2008/09**



Source: Northumbria Police, and TWRI. Boundary file © Crown copyright. All rights reserved (Tyne and Wear Research and Information) (Licence No 100029087) (2009).

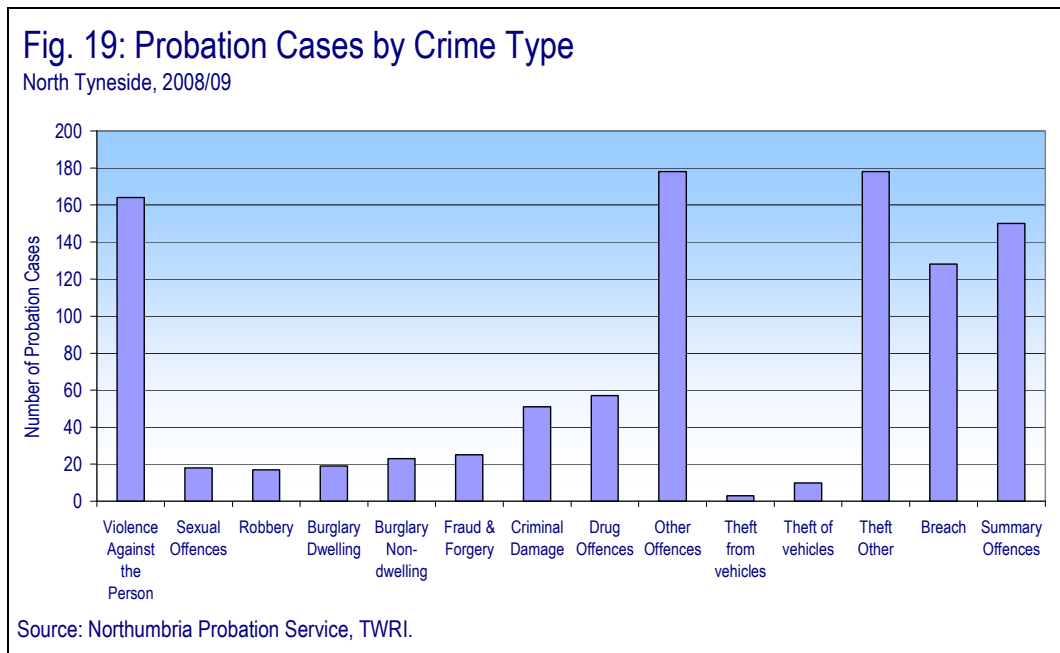
## 11. Probation Cases in North Tyneside

Probation is a sentence imposed by a court in lieu of incarceration. A criminal who is "on probation" has been convicted of a crime but has served only part of the sentence in jail, or has not served time at all.

### 11.1 Probation Cases by Types of Crime

During 2008/09 in North Tyneside:

- There were 1,021 Probation cases.
- 73% of Probation cases were for notifiable offences.
- 17% of Probation cases were for Theft Other offences, 17% for Other Offences and 16% for Violence Against the Person offences.



### 11.2. Age, Gender and Ethnicity of Probationers

During 2008/09 in North Tyneside of those on Probation:

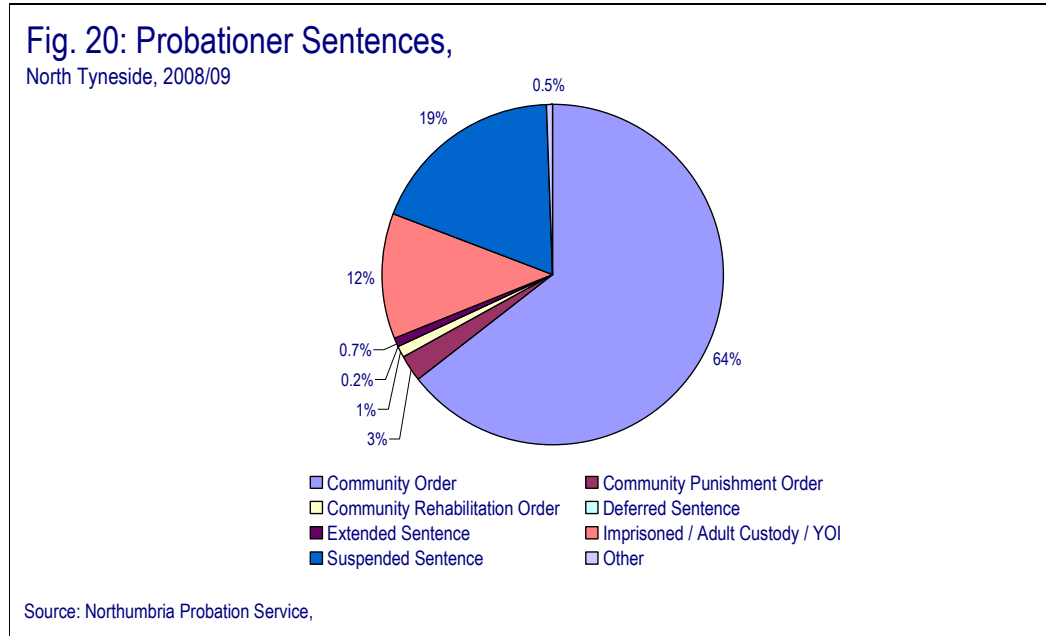
- 81% were male.
- 43% were aged under 26 years old.
- 2% were of Black or Minority Ethnic origin.



### 11.3 Probationer Sentences

During 2008/09 in North Tyneside of those on Probation:

- 64% were given a community sentence, whilst 19% were given a suspended sentence.
- 12% were given a custodial sentence.



### 11.4 Offender Assessment System (OASys) Needs Assessments

The Offender Assessment System (OASys) is a standardised process for the assessment of offenders. OASys assesses how likely an offender is to be reconvicted by identifying and classify offending-related needs including basic personality characteristics, thinking deficits and social issues. The system also assesses risk of harm to others and also to themselves and assists with the management of risk of harm.

An OASys assessment is carried out at the stage that the pre-sentence report (PSR) is produced, with further assessments conducted periodically throughout the sentence (whether in custody or in the community) and at the end of sentence. If there is no PSR, OASys is completed for the first time at commencement of the sentence.

During 2008/09 in North Tyneside of those on Probation undergoing OASys assessments:

- 26% were considered to be at high risk of reconviction at the start of the Probation sentence.
- 9% were considered to be at high risk of reconviction at the end of the Probation sentence.

**Table 8: Risk of Reconviction of Probationers in North Tyneside, 2008/09**

|                | Start of Probation | End of Probation |
|----------------|--------------------|------------------|
| High           | 212                | 37               |
| Medium         | 346                | 192              |
| Low            | 254                | 177              |
| Not calculated | 8                  | 9                |
| Total          | 820                | 415              |

Source: Northumbria Probation Service, TWRI

During 2008/09 in North Tyneside:

- There were 839 OASys assessments undertaken at the start of Probation sentences.
- 59% of Probationers were identified as having an 'Education, Training and Employability' need.
- Lifestyle and associates were a concern in 52% of cases.
- 422 OASys assessments were undertaken at the end of Probation sentences.
- 46% of Probationers were identified as having an 'Education, Training and Employability' need following Probation.
- Lifestyle and associates remained an area of need in 31% of cases at the end of probation.

**Table 9: Probationers and 'Areas of Need' in North Tyneside, 2008/09**

| Area of Need                          | Start of Probation |              | End of Probation  |              |
|---------------------------------------|--------------------|--------------|-------------------|--------------|
|                                       | Number With Needs  | % With Needs | Number With Needs | % With Needs |
| Accommodation                         | 410                | 48.9         | 144               | 34.1         |
| Education, Training and Employability | 497                | 59.2         | 193               | 45.7         |
| Financial Management and Income       | 386                | 46.0         | 129               | 30.6         |
| Relationships                         | 92                 | 11.0         | 32                | 7.6          |
| Lifestyle and associates              | 438                | 52.2         | 130               | 30.8         |
| Drug Misuse                           | 197                | 23.5         | 49                | 11.6         |
| Alcohol misuse                        | 219                | 26.1         | 66                | 15.6         |
| Emotional Wellbeing                   | 347                | 41.4         | 144               | 34.1         |
| Thinking and Behaviour                | 443                | 52.8         | 130               | 30.8         |
| Attitudes                             | 380                | 45.3         | 123               | 29.1         |
| Number of OASys assessments           | 839                |              | 422               |              |

Source: Northumbria Probation Service, TWRI