



A Profile of Offenders of Crime South Tyneside, 2008/09

December 2009

By
Margaret Harrison
Nicola Crosby
Kadhem Jallab

CONTENTS

Key Messages	1
1. Notifiable Offences - Demographic Profile of Offenders Where the Crime was Committed in South Tyneside	2
2. Notifiable Offences - Profile of Repeat Offenders Where the Crime was Committed in South Tyneside	7
3. Notifiable Offences – Demographic Profile of Offenders Living in South Tyneside	8
4. Notifiable Offences - Profile of Repeat Offenders Living in South Tyneside.....	13
5. Non-notifiable Offences – Demographic Profile of Offenders Where crime was Committed in South Tyneside	13
6. Non-Notifiable Offences - Profile of Repeat Offenders Where the Crime was Committed in South Tyneside	15
7. Non-Notifiable Offences – Demographic Profile of Offenders Living in South Tyneside	16
8. Non-Notifiable Offences - Profile of Repeat Offenders Living in South Tyneside	18
9. Location Profile of Notifiable Offenders in South Tyneside	18
10. Location Profile of Non-notifiable Offenders in South Tyneside	20
11. Probation Cases in South Tyneside	22

TWRI
1st Floor Provincial House
Northumberland Street
Newcastle upon Tyne
NE1 7DQ
Tel: (0191) 277 1912,
Fax: (0191) 277 1911
E-MAIL: twri@twri.org.uk
WEBSITE: www.twri.org.uk

KEY MESSAGES

In 2008/09 7,408 **notifiable** offences were committed in South Tyneside by 4,451 individuals. 1,426 of these offenders had allegedly committed more than one offence.

Where the notifiable crime was committed in South Tyneside in 2008/09:

- Over one third (37%) of offenders committed crimes of a violent¹ nature.
- 79% of VAP offenders were male, 31% of these offenders were aged 18-24 years old.
- One quarter of female VAP offenders were aged 18-24.
- 4% of offenders were from a Black and Minority Ethnic (BME) group. BME accounts for 5.6% of the resident population of South Tyneside.
- 24% of offenders were in employment, whilst 28% of offenders were charged.

In 2008/09 there were 6,992 notifiable offences committed by 3,995 individuals whose home address was given as South Tyneside. 1,386 of these offenders had allegedly committed more than one offence. The offence would have been committed in the Northumbria Force Area, although not necessarily in South Tyneside.

In 2008/09 there were 2,627 **non-notifiable** offences in South Tyneside, committed by 2,168 individuals. 333 of these offenders had allegedly committed more than one offence.

Where the non-notifiable crime was committed in South Tyneside in 2008/09:

- 81% of offenders were male, almost one-third (31%) of these males were aged 18-24 years old.
- 18% of female and 16% of male offenders were aged 30-39 years old.
- 4% of offenders were from a BME group. BME accounts for 5.6% of the resident population of South Tyneside.
- 55% of offenders were unemployed, whilst 32% were in employment.
- 51% of offenders had 'Other' listed as their disposal outcome. Excluding 'Other' disposal group, 70% of offenders were charged, whilst 8% were cautioned.

In 2008/09 there were 2,562 non-notifiable offences committed by 2,029 individuals whose home address was given as South Tyneside. 362 of these offenders had allegedly committed more than one offence.

During 2008/09:

- Of the 7,408 notifiable offences committed in South Tyneside, 6,150 of these offences were committed by 3,540 individuals living in South Tyneside.
- Of the 2,627 non-notifiable offences committed in South Tyneside, 2,147 of these offences were committed by 1,752 individuals living in South Tyneside.

During 2008/09 in South Tyneside:

- There were 855 Probation cases.
- 71% of Probation cases were for notifiable offences.
- 86% of those on Probation were male, 46% were aged under 26 years old and 3% were of Black or Minority Ethnic origin.
- 67% of those on Probation were subject to a Community Sentence, whilst 18% were given a Suspended Sentence. 11% were given a custodial sentence.

During 2008/09 in South Tyneside of those on Probation undergoing OASys assessments:

- 23% were considered to be at high risk of reconviction at the start of the Probation sentence, whilst 8% were considered to be at high risk of reconviction at the end of the Probation sentence.
- At the start of sentence drug misuse was a concern in 24% of cases, whilst at the end it was a concern in 11% of cases.

¹ Violent crime comprises Violence Against the Person (VAP), Sexual offences and Robbery. VAP covers the whole spectrum of assaults from pushing and shoving, with no physical harm, to murder.

This report aims to give an overview of those arrested or charged with offences in South Tyneside during 2008/09. For the purposes of the report these people arrested or charged with offences are referred to as offenders, although at this stage of the Criminal Justice process the offence against them has not been proven. A demographic profile of offenders, identifying particular groups of people arrested or charged with disproportionate levels of crime (rather than convictions) has been undertaken. The number of repeat offenders within the year has also been identified. Where the alleged crime was committed and the home address of the offender is analysed, along with the 'disposal outcome'. Analysis has been undertaken for notifiable and non-notifiable offences.

In order to build a more accurate picture of the profile of offenders only the latest disposal outcome for each offence within the time period being considered is counted. For example, within a year, an offender could be arrested, bailed (once or several times), then be charged with an offence. For the purposes of this report, only the latest 'event' is counted, so in this example the 'charge'.

The report provides an analysis of Probation cases during 2008/09 in South Tyneside. Probation is a sentence imposed by a court in lieu of incarceration. A criminal who is "on probation" has been convicted of a crime but has served only part of the sentence in jail, or has not served time at all.

Data are provided for one year only, 2008/09, therefore care should be taken when drawing conclusions.

Population figures are mid-year estimates 2007 - Source: Population Estimates Unit, ONS: Crown Copyright 2008.

Ethnicity figures are experimental Population Estimates 2007 - Source: Office for National Statistics, Crown Copyright 2009.

1. Notifiable Offences - Demographic Profile of Offenders Where the Crime was Committed in South Tyneside

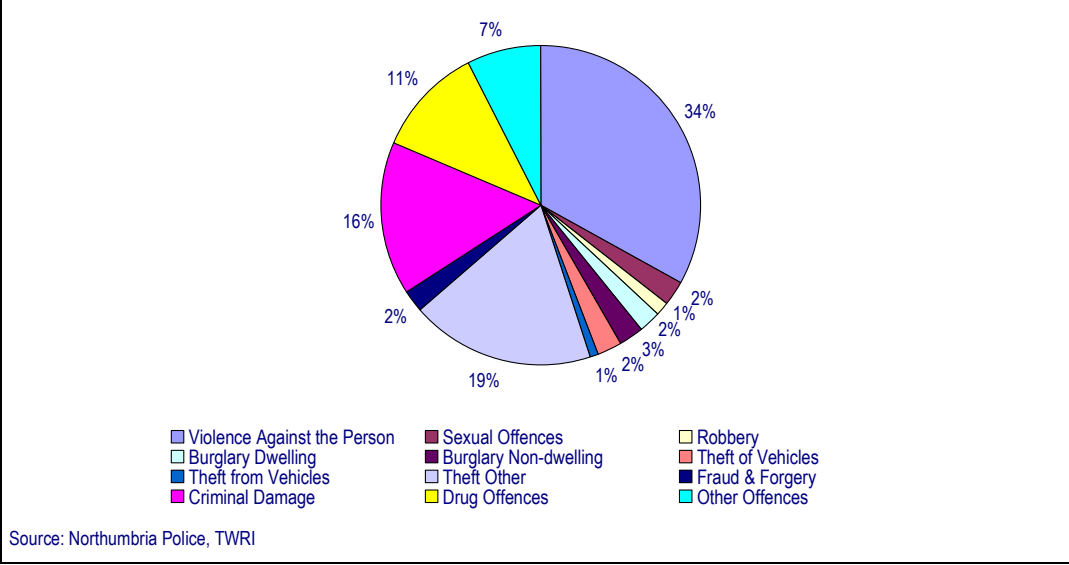
Data within section 1 refers to the characteristics of offenders where the alleged crime was committed in South Tyneside. The offence was notifiable to the Home Office.

1.1 Distribution of Different Types of Crime

In 2008/09 there were 7,408 notifiable offences in South Tyneside, committed by 4,451 individuals. Within this section each notifiable offence is considered separately. An analysis of repeat offenders can be found in section 2.

Over a third (37%) of notifiable offences committed in South Tyneside were of a violent nature. Theft Other accounted for 19% of offences, Criminal Damage 16% and Drug Offences 11%.

Fig. 1: Proportion of Notifiable Crimes
Committed by Offenders in South Tyneside, 2008/09

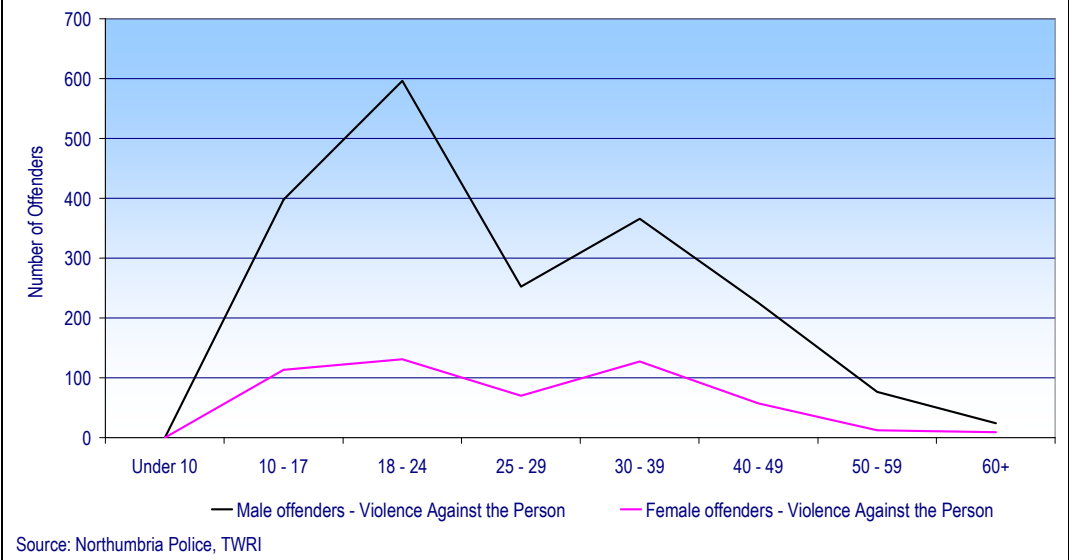


1.2 Age and Gender of Offenders

In South Tyneside during 2008/09

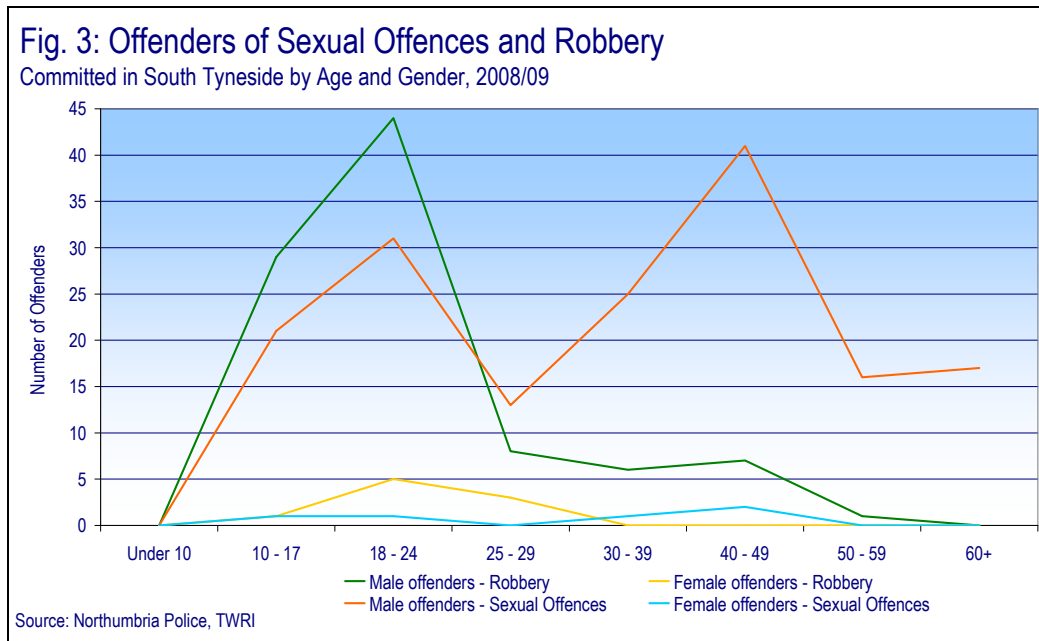
- Violence Against the Person was the most prevalent offence committed by offenders.
- Males accounted for 79% of offenders of Violence Against the Person (VAP).
- Almost a third (31%) of these male offenders were aged 18-24, the age group accounting for the largest proportion of VAP.
- One quarter of female VAP offenders were aged 18-24. A further 24% of VAP female offenders were aged 30-39.

Fig. 2: Offenders of Violence Against the Person
Committed in South Tyneside by Age and Gender, 2008/09



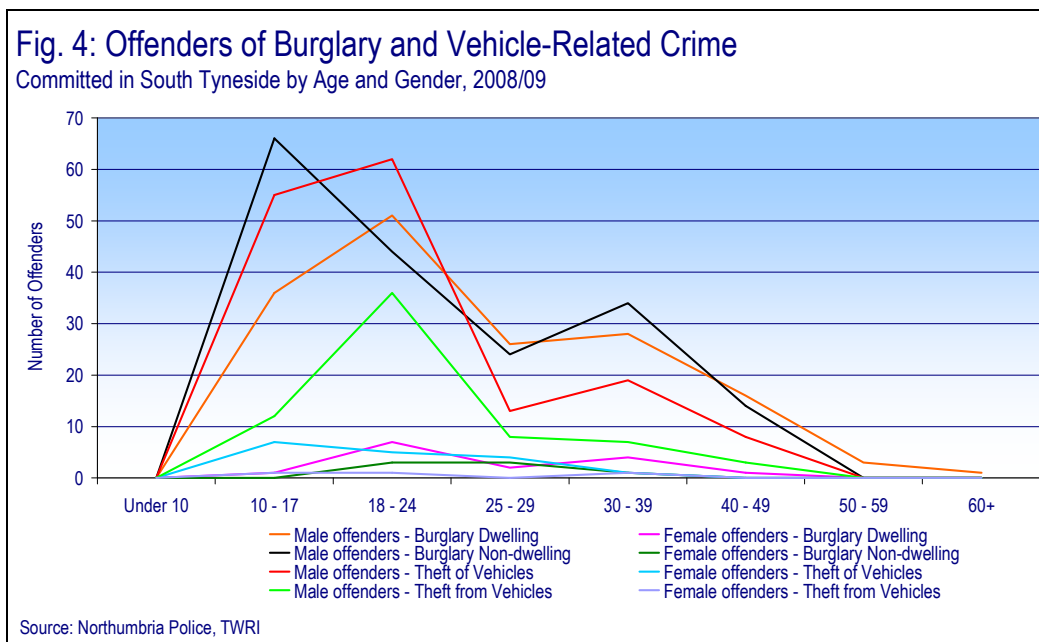
In South Tyneside during 2008/09:

- Males accounted for 97% of offenders of Sexual Offences. 19% of these males were aged 18-24 years.
- Males accounted for 91% of Robbery offenders. 46% of these offenders were aged 18-24.



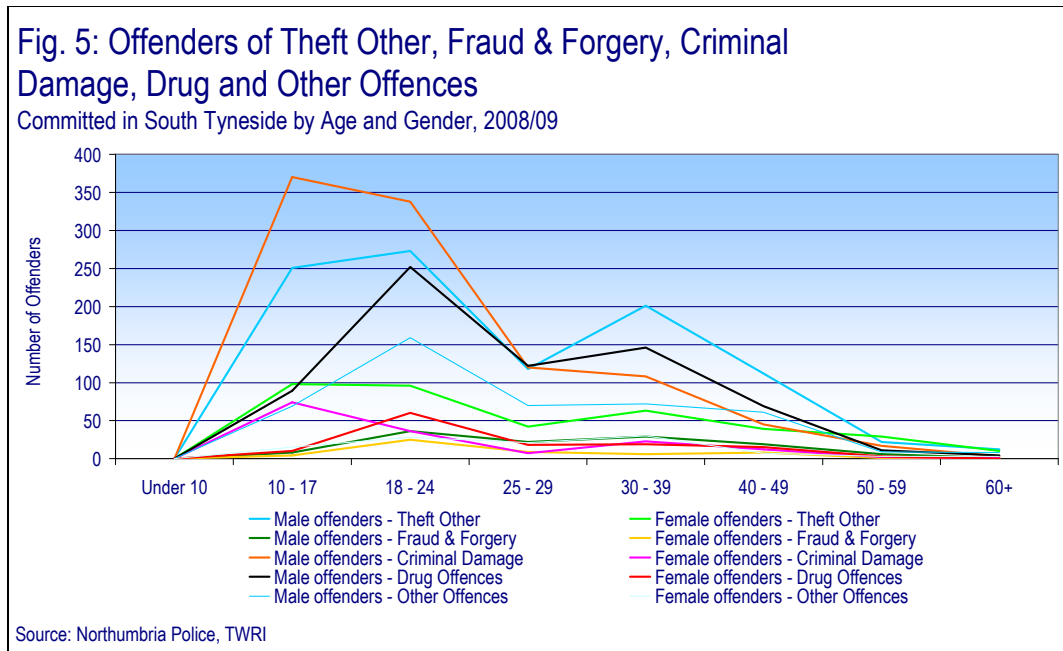
In South Tyneside during 2008/09:

- Males accounted for 92% of Burglary Dwelling offenders. 32% of these males were aged 18-24 years. 47% of females Burglary Dwelling offenders were also 18-24 years old.
- Males accounted for 96% of Burglary Non-dwelling offenders. 10-17 year old males represented over a third (36%) of Burglary Non-dwelling offenders.
- Males accounted for 90% of Theft of Vehicle offenders. 39% of these males were aged 18-24.
- Males accounted for 96% of Theft from Vehicle offenders. Over half (55%) of these males were aged 18-24.



In South Tyneside during 2008/09:

- Males accounted for 72% of Theft Other offenders. Males in the 18-24 age group were the most frequent offenders accounting for over one quarter (28%). 10-17 year olds accounted for the highest proportion (26%) of Theft Other committed by female offenders.
- 30% of Fraud & Forgery offenders were female. Those aged 18-24 accounted for 47% of these offenders.
- 87% of Criminal Damage offenders were male. Over one third (37%) of these males were aged 10-17. Female offenders of Criminal Damage aged 10-17 accounted for 48% of offenders.
- 85% of offenders of Drug Offences were male. The age group for male and female offenders peaked at 18-24.



1.3 Ethnicity of Offenders

In South Tyneside during 2008/09:

- 96% of offenders were of White ethnic origin.
- White people accounted for 99.4% of offenders of Burglary Dwelling offenders, 98.9% of Theft from Vehicle offenders and 98.6% of Theft from Vehicles offenders.
- 1.7% of Fraud & Forgery offenders were of Black ethnic origin.
- 5.3% of Sexual Offenders and 4.6% Fraud & Forgery offenders were Asian.
- Chinese/Mixed/Other ethnicity offenders allegedly committed 1.7% of Drug Offences.

Table 1: Offenders in South Tyneside by Ethnicity 2008/09

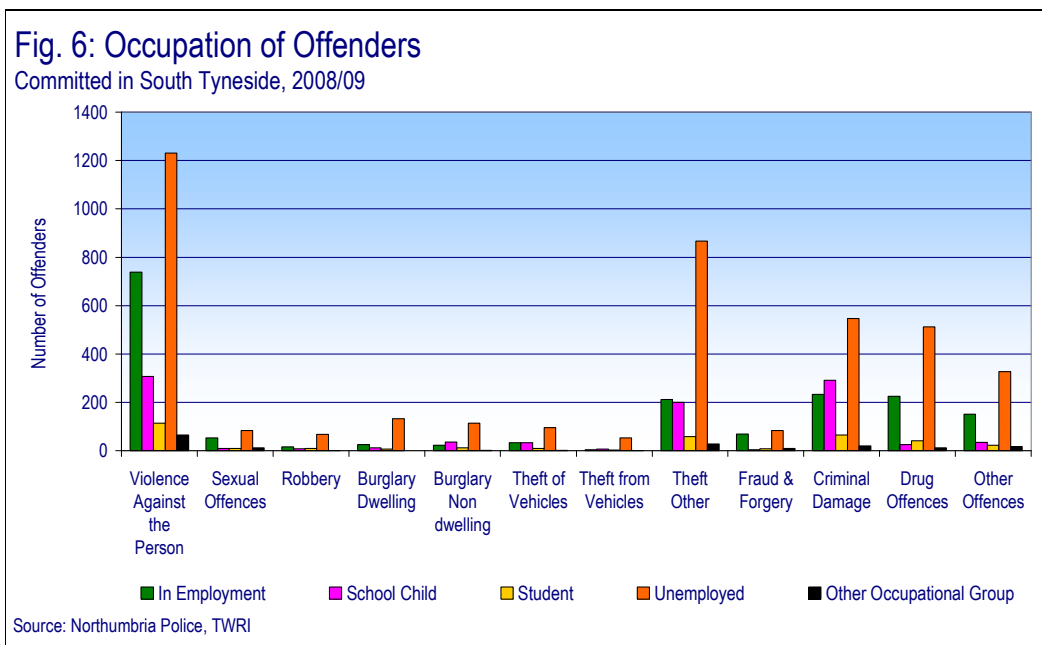
Crime Category	Proportion of Offenders (%)			
	Asian or Asian British (3.7%)	Black or Black British (0.5%)	Chinese/Mixed/Other (1.4%)	White (94.4%)
Violence Against the Person	2.3	0.4	0.9	96.3
Sexual Offences	5.3	0.0	1.2	93.5
Robbery	1.9	0.0	1.0	97.1
Burglary Dwelling	0.0	0.6	0.0	99.4
Burglary Non dwelling	1.6	0.0	0.5	97.9
Theft of Vehicles	0.6	0.6	0.0	98.9
Theft from Vehicles	1.4	0.0	0.0	98.6
Theft Other	2.0	0.4	1.5	95.9
Fraud & Forgery	4.6	1.7	2.3	91.4
Criminal Damage	1.0	0.2	1.3	97.5
Drug Offences	2.8	0.6	1.5	95.1
Other Offences	2.7	0.2	3.4	93.7

Source: Northumbria Police, TWRI

1.4 Occupation of Offenders

In South Tyneside during 2008/09:

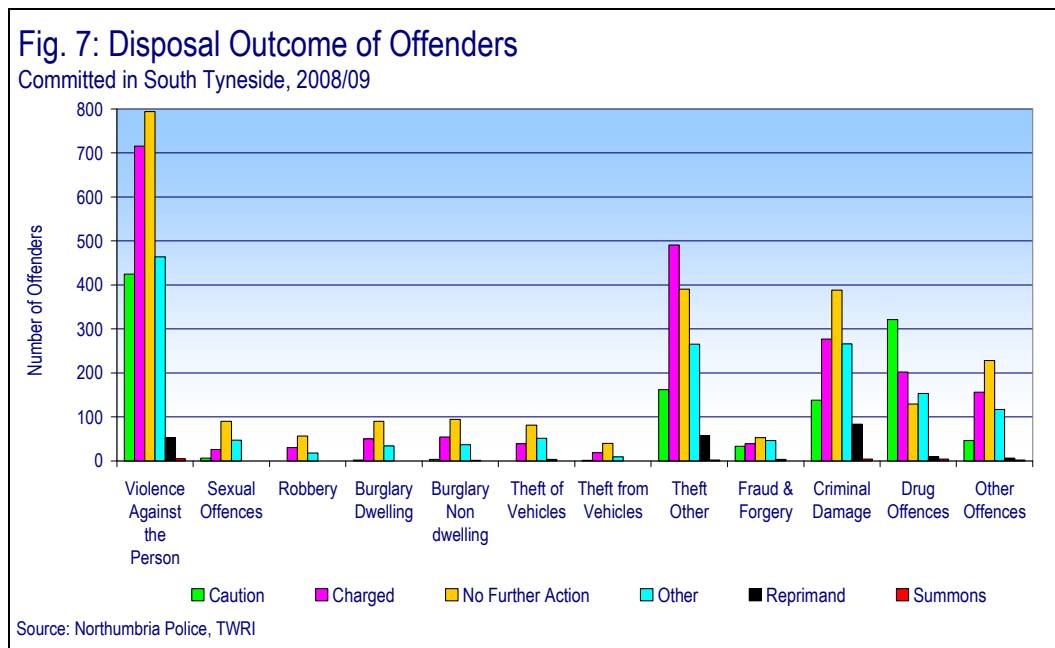
- 56% of offenders were unemployed. The proportion of offenders who were unemployed was particularly high for Theft from Vehicle (77%) and Burglary Dwelling (72%).
- The employed accounted for 40% of Fraud & Forgery offenders, 31% of Sexual offenders and 30% of VAP offenders.
- School children accounted for one quarter of Criminal Damage offenders and one fifth of Theft of Vehicle and Burglary Non-dwelling offenders.
- Student offenders were responsible for 10% of Robbery, 7% of Burglary Non-dwelling and 6% of Sexual Offences.



1.5 Disposal Group of Offenders

In South Tyneside during 2008/09:

- No further action was taken in one third of cases, charges were brought against 28% of offenders. Cautions were given to 15% of offenders.
- 15% of Sexual offenders were charged and 4% cautioned.
- No further action was taken against 54% of Robbery offenders whilst 29% were charged.
- Almost two fifths (39%) of Drug offenders received a caution whilst one quarter were charged.
- 36% of Theft Other offenders were charged, whilst 7% of Criminal Damage offenders received reprimands.



2. Notifiable Offences - Profile of Repeat Offenders Where the Crime was Committed in South Tyneside

During 2008/09 in South Tyneside

- There were 4,451 offenders.
- 1,426 offenders had allegedly committed more than one offence.
- 20 individuals had allegedly committed over 10 offences each, accounting for 4% of all offences.
- 1 individual had allegedly committed over 20 offences.

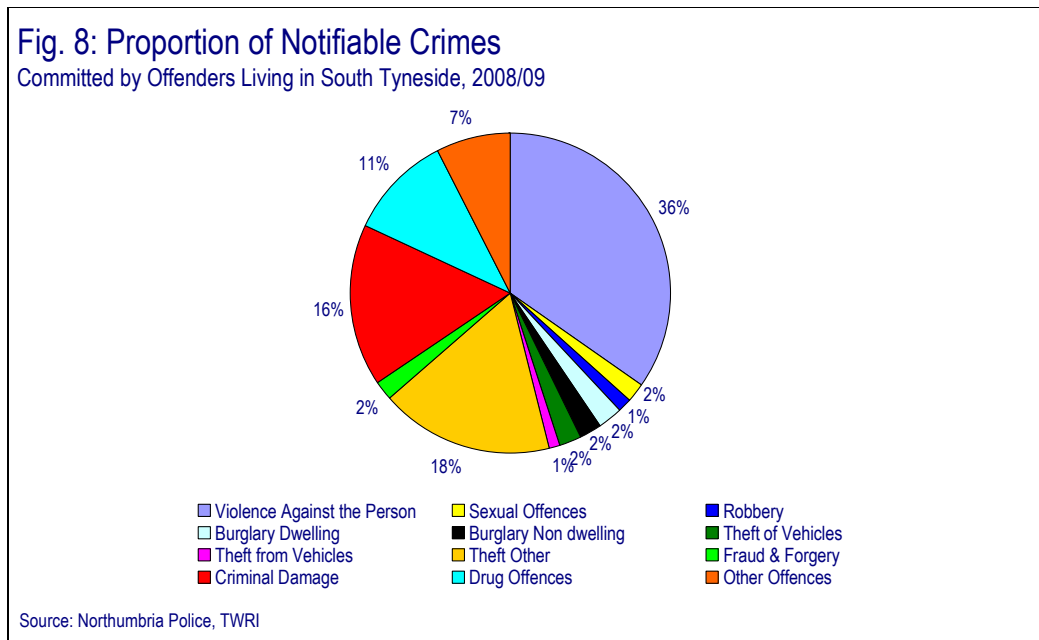
3. Notifiable Offences – Demographic Profile of Offenders Living in South Tyneside.

Data within section 3 refers to the characteristics of offenders where the home address was given as being in South Tyneside when the alleged offence was committed. The alleged crime will have been committed within the Northumbria Police Force area, although not necessarily within South Tyneside.

3.1 Distribution of Different Types of Crime

In 2008/09 there were 6,992 notifiable offences committed by 3,995 individuals. Within this section each notifiable offence is considered separately. An analysis of repeat offenders can be found in section 4.

Of the offenders living in South Tyneside, almost two fifths (38%) had allegedly committed a violent crime whilst 16% allegedly committed criminal damage.



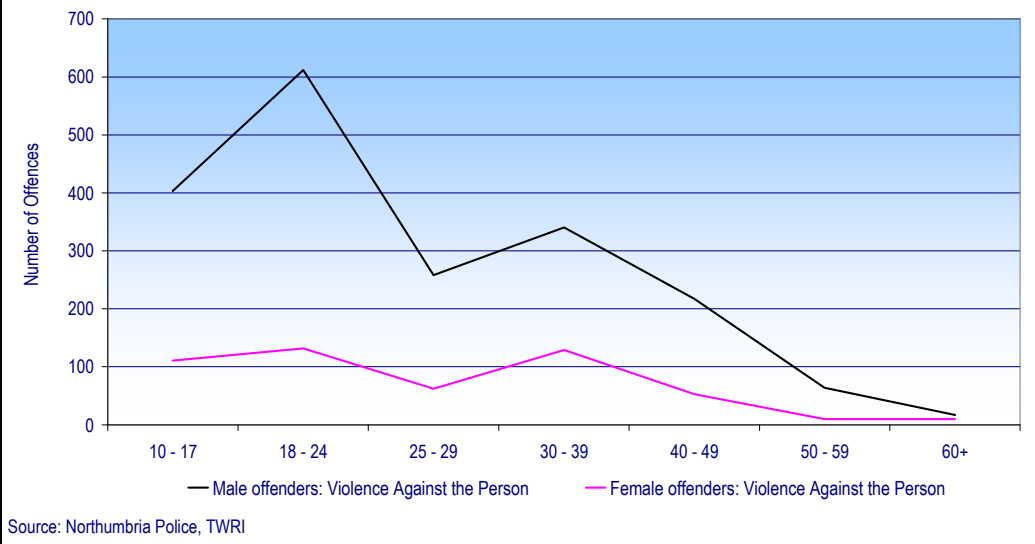
3.2 Age and Gender of Offenders

Offenders who had a home address in South Tyneside during 2008/09:

- Over one third (36%) of offenders had allegedly committed Violence Against the Person offences.
- 79% of Violence Against the Person offences were committed by males. Almost one third (32%) of these males were aged 18-24, whilst over a quarter (26%) of female offenders of Violence Against the Person were also aged 18-24.

Fig. 9: Offenders of Violence Against the Person

Living in South Tyneside by Age and Gender, 2008/09

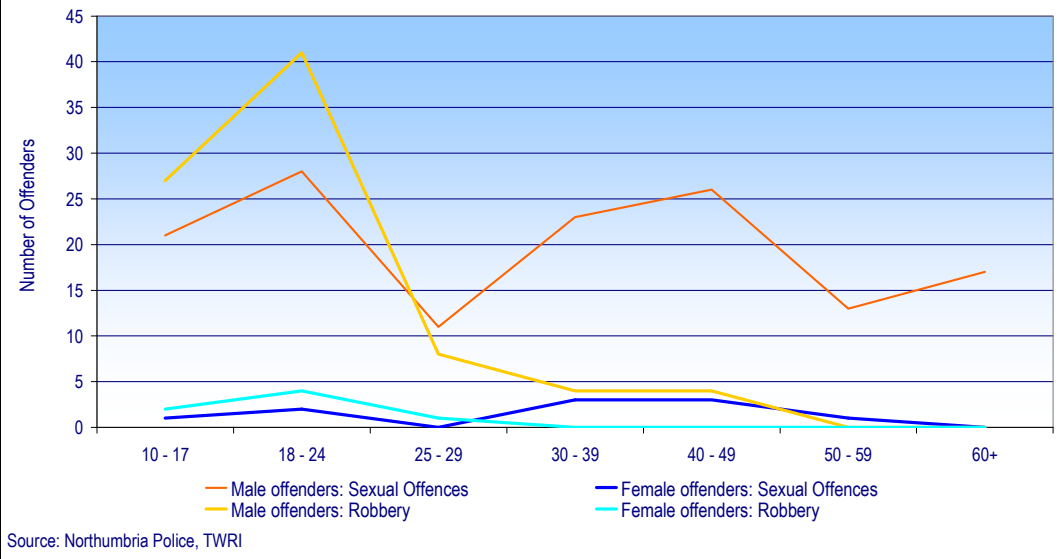


Offenders who had a home address in South Tyneside during 2008/09:

- Sexual offenders made up 2% of the total number of offenders. 93% of Sexual offenders were male. 12% of the male sexual offenders were aged over 60.
- 92% of Robbery offenders were male. Almost half (49%) of these males were aged 18-24

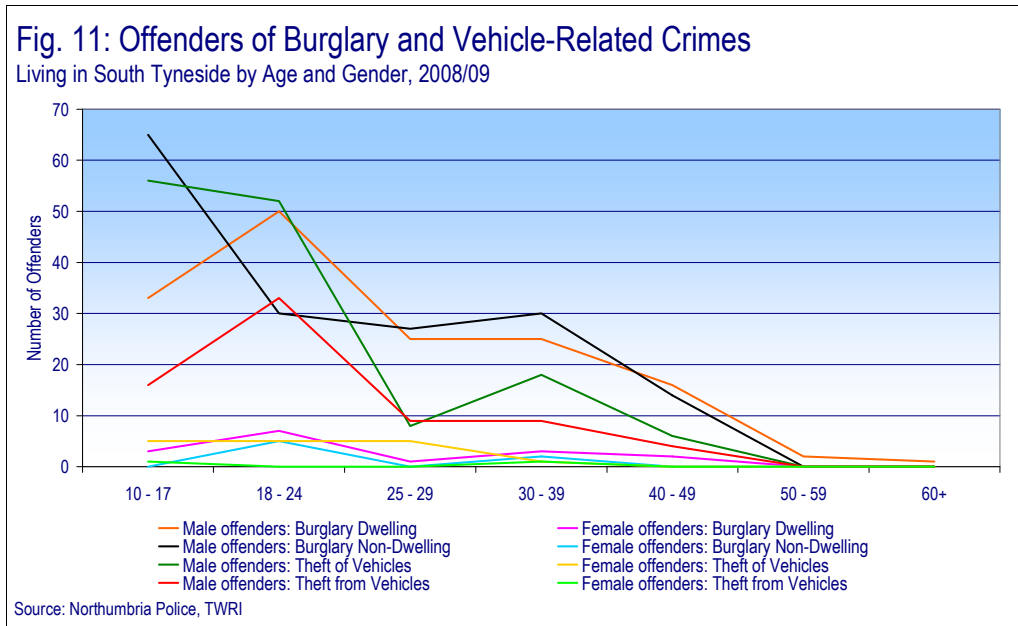
Fig. 10: Offenders of Sexual Offences and Robbery

Living in South Tyneside by Age and Gender, 2008/09



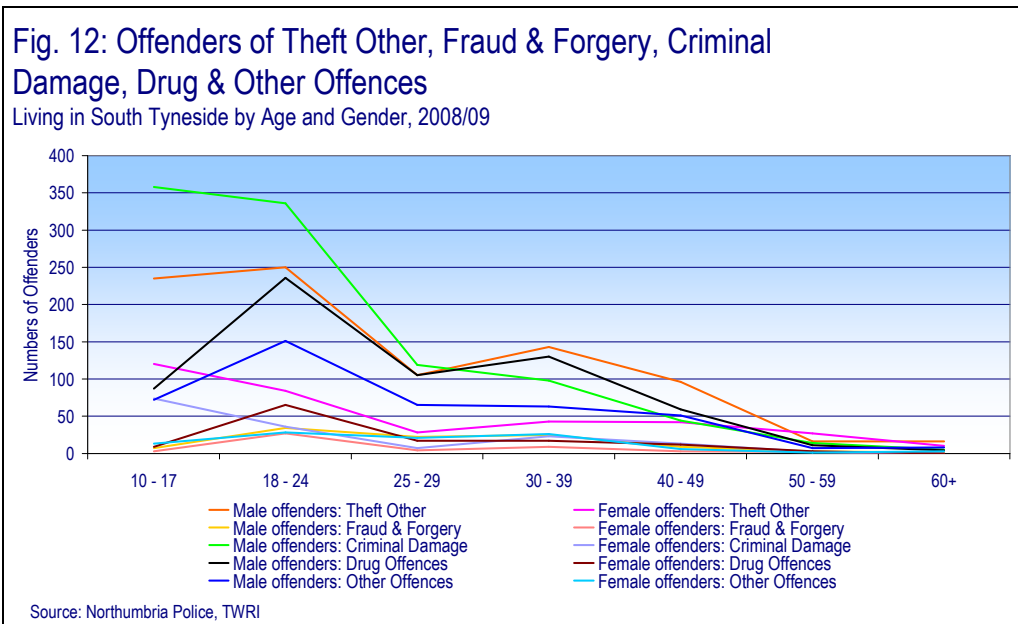
Offenders who had a home address in South Tyneside during 2008/09:

- Burglary Dwelling offenders accounted for 2% of offenders. 90% were male and one third of these males were aged 18-24.
- 96% of Burglary Non-dwelling offenders were male and almost two fifths (39%) of these males were aged 10-17.
- 90% of Theft of Vehicle offenders were male, two fifths of whom were aged 10-17.



Offenders who had a home address in South Tyneside during 2008/09:

- 17% of offenders had committed a Theft Other offence. Almost three quarters (71%) of Theft Other offenders were male. The peak age for male offenders was 18-24 whereas for females the peak age was 10-17.
- 86% of Criminal Damage offenders were male, 71% of these offenders were aged under 25.
- 84% of Drug offenders were male. 37% of these males were aged 18-24.



3.3 Ethnicity of Offenders

Offenders who had a home address in South Tyneside during 2008/09:

- 99.4% of Burglary Dwelling offenders, 98.6% of Theft from Vehicle offenders and 97.7% of Burglary Non-dwelling offenders were White. White people account for 94.4% of the resident population of South Tyneside.
- 3.9% of all offenders were of BME origin. The BME population of South Tyneside is 3.9%.
- 7% of Sexual Offenders were from a BME group, as were 8% of Fraud & Forgery offenders.

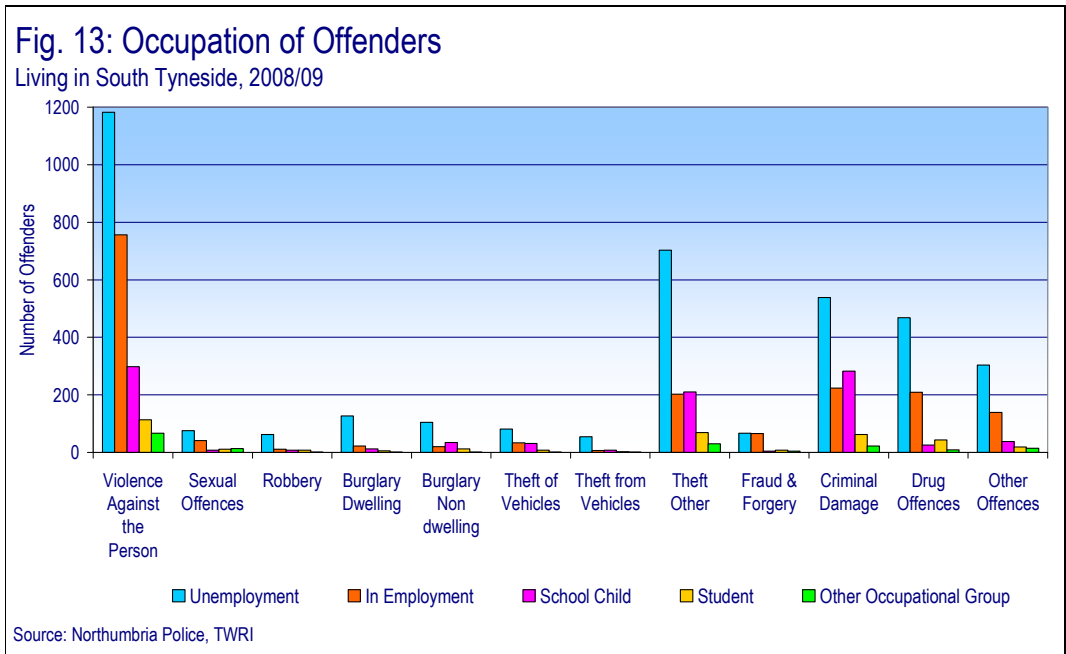
Crime Category	Proportion of Offenders (%)			
	Asian or Asian British (3.7%)	Black or Black British (0.5%)	Chinese/ Mixed/ Other (1.4%)	White (94.4%)
Violence Against the Person	2.1	0.3	1.0	96.5
Sexual Offences	4.7	0.0	2.0	93.3
Robbery	2.2	0.0	1.1	96.7
Burglary Dwelling	0.0	0.6	0.0	99.4
Burglary Non dwelling	1.7	0.0	0.6	97.7
Theft of Vehicles	0.6	0.6	1.3	97.4
Theft from Vehicles	1.4	0.0	0.0	98.6
Theft Other	2.3	0.7	1.6	95.2
Fraud & Forgery	5.4	1.3	0.7	92.6
Criminal Damage	1.2	0.2	1.2	97.4
Drug Offences	2.3	0.7	1.5	95.6
Other Offences	2.5	0.2	2.7	94.6

Source: Northumbria Police, TWRI

3.4 Occupation of Offenders

Offenders who had a home address in South Tyneside during 2008/09:

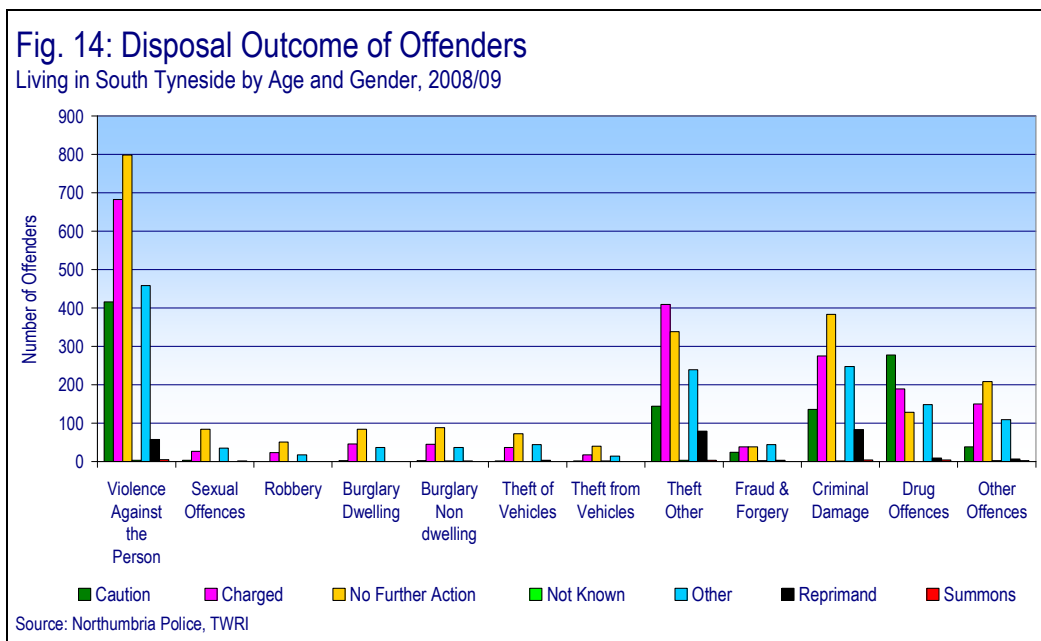
- Over half of offenders were unemployed (54%). The proportion of unemployed offenders was high for Burglary Dwelling (76%), Theft from Vehicles (74%) and Robbery (69%).
- One quarter of offenders were in employment. Employed offenders were highest for Fraud & Forgery (44%), Violence Against the Person (31%) and Sexual Offences (28%).
- School children accounted for 14% of offenders. One quarter of Criminal Damage offenders were school children, along with one fifth of Burglary Non-dwelling and Theft of Vehicle offenders.
- Students made up nearly a tenth (9%) of Robbery offenders.



3.5 Disposal Group of Offenders

Offenders who had a home address in South Tyneside during 2008/09:

- Just over a quarter (28%) of offenders were charged. 15% received cautions.
- 37% of Drug offenders received a caution, whilst no Robbery offenders received cautions.
- No further action was taken against one third of offenders. 56% of Sexual offenders and Robbery offenders and 55% of Theft from Vehicle offenders had no further action taken against them.
- 34% of Theft Other offenders were charged.
- 3% of offenders received reprimands. 26% of reprimands were received by Theft Other offenders and a further 26% by Criminal Damage offenders.



4. Notifiable Offences - Profile of Repeat Offenders Living in South Tyneside

During 2008/09 in South Tyneside

- There were 3,995 offenders.
- 1,386 offenders had allegedly committed more than one offence.
- 20 individuals had allegedly committed over 10 offences each, accounting for 4% of all offences. Almost a quarter (69 out of 282) of these were Theft Other offences.

5. Non-notifiable Offences – Demographic Profile of Offenders Where crime was Committed in South Tyneside.

Data within section 5 refers to the characteristics of offenders where the alleged crime was committed in South Tyneside. The offence was not notifiable to the Home Office.

5.1 Age and Gender of Offenders

In 2008/09 there were 2,627 non-notifiable offences in South Tyneside, committed by 2,168 individuals. Within this section each non-notifiable offence is considered separately. An analysis of repeat offenders can be found in section 6.

In South Tyneside during 2008/09

- 80% of non-notifiable offenders were male.
- 30% of all non-notifiable offenders were males aged 18-24 year old.
- 18% of male and 19% of female non-notifiable offenders were 30-39 years old.

Table 3: Non-notifiable Offenders by Age and Gender, Where the Offence was Committed in South Tyneside 2008/09

	Age Range								All Ages
	Under 10	10-17	18-24	25-29	30-39	40-49	50-59	60+	
Male	0	221	784	355	375	263	89	27	2,114
Female	0	90	176	59	97	67	24	0	513
Total	0	311	960	414	472	330	113	27	2,627

Source: Northumbria Police, TWRI

Note: Age and gender may not sum to total, as in some cases age and/or gender is not known.

5.2 Ethnicity of Offenders

In South Tyneside during 2008/09:

- 4.2% of non-notifiable offenders were from a Black or Minority Ethnic (BME) group.

Table 4: Non-notifiable Offenders by Ethnicity, where the Offence was Committed in South Tyneside 2008/09

Ethnic Group	Number of Offenders	% of Offenders
Asian or Asian British	59	2.2
Black or Black British	15	0.6
Chinese, Mixed or Other	36	1.4
White	2,517	95.8
Total	2,627	

Source: Northumbria Police, TWRI, ONS Crown Copyright 2009

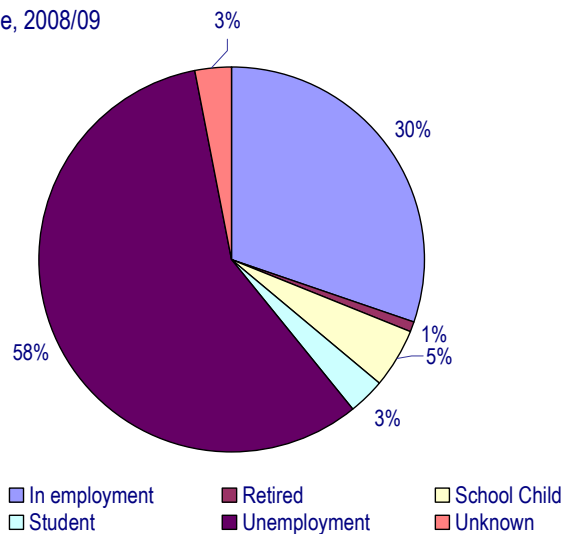
5.3 Occupation of Offenders

In South Tyneside during 2008/09:

- Almost three fifth (58%) of non-notifiable offenders were unemployed, whilst almost one third (30%) in employment.
- 8% of non-notifiable offenders were a school child or student.

Fig. 15: Occupation of Offenders

Committed in South Tyneside, 2008/09



Source: Northumbria Police, TWRI

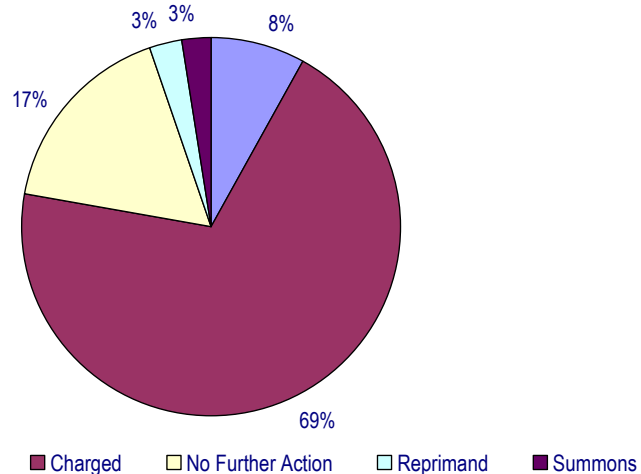
5.4 Disposal Group of Offenders

In South Tyneside during 2008/09:

- Half of non-notifiable offenders had 'Other' listed for their disposal outcome. This category includes such things as Offender Deceased, Escorted to Court and Warnings.
- Excluding the 'Other' disposal group, charges were brought against 69% of offenders, whilst 8% were cautioned. No Further Action was taken in 17% of cases. No Further Action was taken in 17% of cases.

Fig. 16: Disposable Outcome of Non-notifiable Offenders

Committed in South Tyneside, 2008/09 (Excluding 'Other' Disposal Outcome)



Source: Northumbria Police, TWRI

6. Non-Notifiable Offences - Profile of Repeat Offenders Where the Crime was Committed in South Tyneside

During 2008/09 in South Tyneside:

- There were 2,168 non-notifiable offenders.
- 333 offenders had allegedly committed more than one offence.
- 3 individuals had allegedly committed over 5 offences.

7. Non-Notifiable Offences – Demographic Profile of Offenders Living in South Tyneside.

Data within section 7 refers to the characteristics of offenders where the home address was given as being in South Tyneside. The alleged crime would not have been notifiable to the Home Office. The alleged crime will have been committed within the Northumbria Police Force area, although not necessarily within South Tyneside.

7.1 Age and Gender of Offenders

In 2008/09 there were 2,562 non-notifiable offences in South Tyneside, committed by 2,029 individuals, whose home address was in South Tyneside. Within this section each non-notifiable offence is considered separately. An analysis of repeat offenders can be found in section 8.

In South Tyneside during 2008/09:

- 81% of non-notifiable offenders were male.
- 31% of all non-notifiable offenders were males aged 18-24 year old.
- 16% of male and 18% of female non-notifiable offenders were 30-39 years old.

Table 5: Non-notifiable Offenders by Age and Gender, where Home Address was in South Tyneside, 2008/09

	Age Range								All Ages
	Under 10	10-17	18-24	25-29	30-39	40-49	50-59	60+	
Male	0	223	804	338	341	255	81	30	2,072
Female	0	87	167	49	89	68	30	0	490
Total	0	310	971	387	430	323	111	30	2,562

Source: Northumbria Police, TWRI

Note: Age and gender may not sum to total, as in some cases age and/or gender is not known.

7.2 Ethnicity of Offenders

In South Tyneside during 2008/09:

- 4.3% of non-notifiable offenders were from a Black or Minority Ethnic (BME) group. BME groups accounted for 5.6% of the population of South Tyneside.

Table 6: Non-notifiable Offenders by Ethnicity, where the Home Address was in South Tyneside, 2008/09

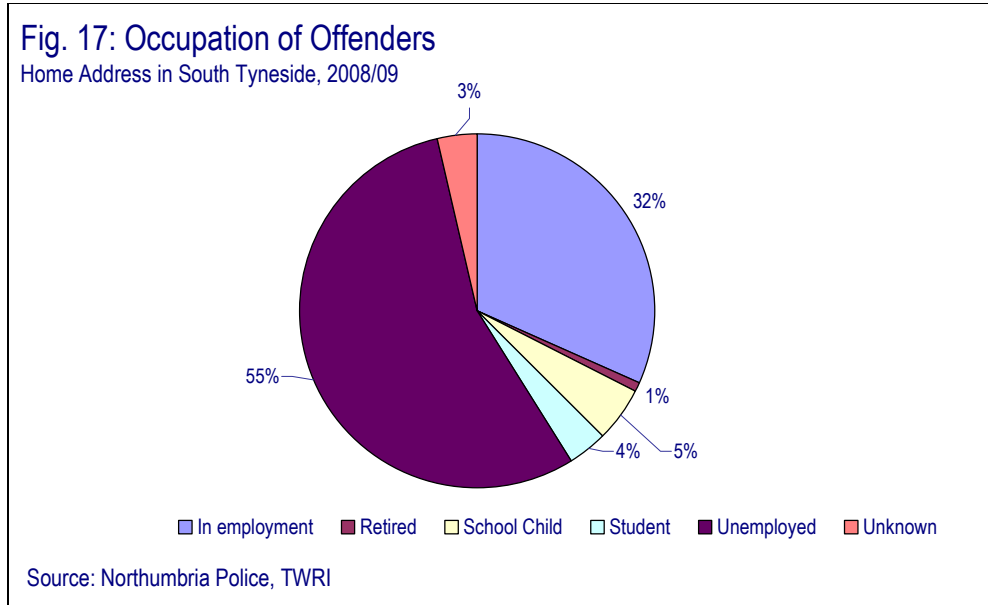
Ethnic Group	Number of Offenders	% of Offenders	% of Population
Asian or Asian British	60	2.3	3.7
Black or Black British	14	0.5	0.5
Chinese, Mixed or Other	36	1.4	1.4
White	2,452	95.7	94.4
Total	2,562		

Source: Northumbria Police, TWRI, ONS Crown Copyright 2009

7.3 Occupation of Offenders

In South Tyneside during 2008/09:

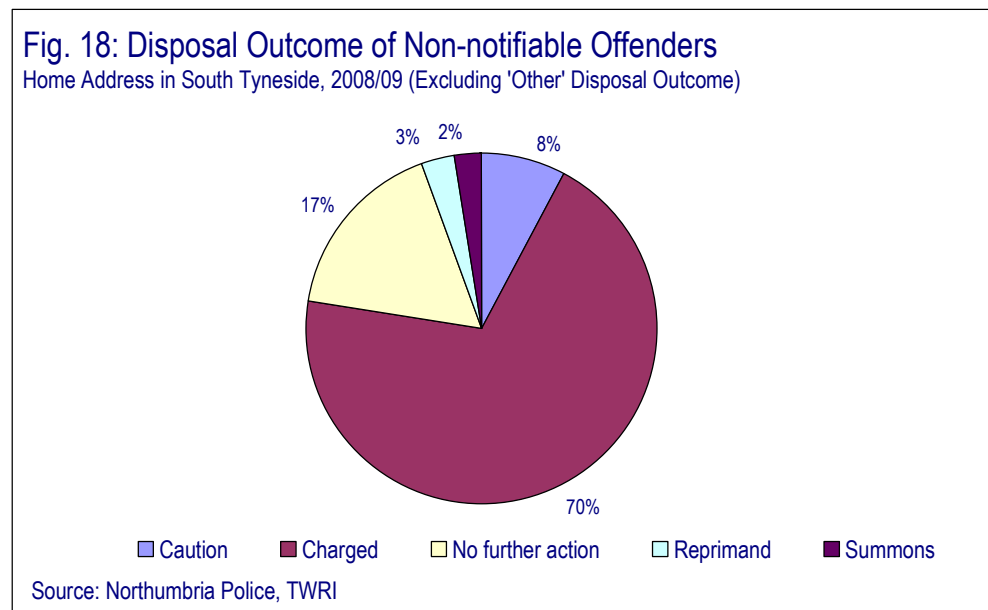
- Over half (55%) of non-notifiable offenders were unemployed, whilst almost one third 32% were in employment.
- 9% of non-notifiable offenders were a school child or student.



7.4 Disposal Group of Offenders

In South Tyneside during 2008/09:

- Over half (51%) of non-notifiable offenders had ‘Other’ listed for their disposal outcome. This category includes such things as Offender Deceased, Escorted to Court and Warnings.
- Excluding the ‘Other’ disposal group charges were brought against 70% of offenders.
- Excluding the ‘Other’ disposal group No Further Action was taken in 17% of cases, whilst 8% were cautioned.



8. Non-Notifiable Offences - Profile of Repeat Offenders Living in South Tyneside

During 2008/09 in South Tyneside:

- There were 2,029 non-notifiable offenders.
- 362 offenders had allegedly committed more than one offence.
- 9 individuals had allegedly committed over 5 offences each.

9. Location Profile of Notifiable Offenders in South Tyneside

In 2008/09 there were 7,408 notifiable offences committed in South Tyneside. 6,150 of these offences were committed by 3,540 individuals living in South Tyneside.

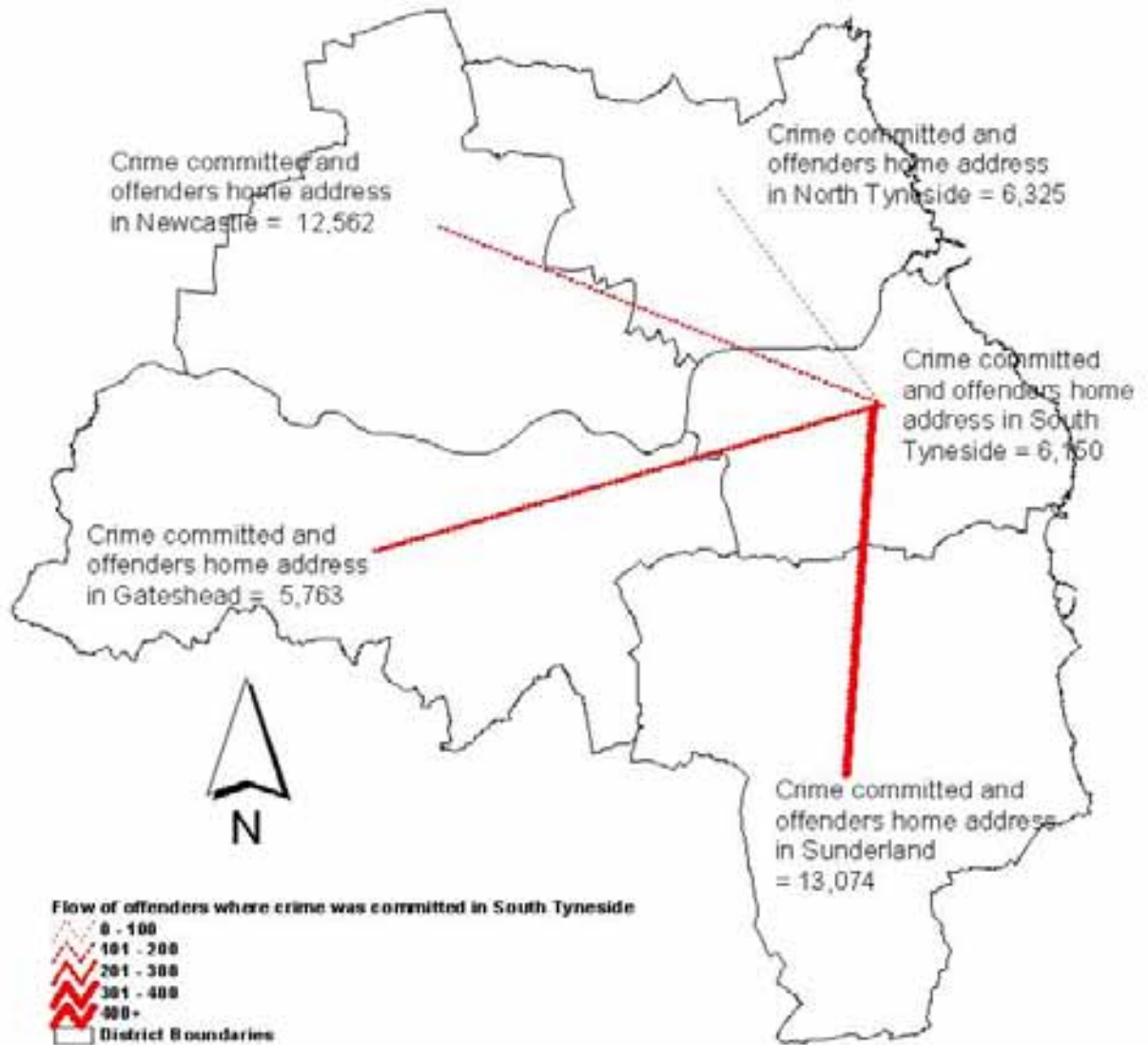
The proportion of offenders living in each Tyne & Wear district approximately mirrored the proportional share of the population of Tyne & Wear within each District. Newcastle and Sunderland had the highest percentage share of offenders, whilst also having the highest proportional share of the total population of Tyne & Wear.

Table 7: Location of Offenders Home Address Compared to Where the Crime was Committed (Notifiable Offences), Tyne & Wear, 2008/09

Crime District	Offenders Home Address District				
	Gateshead	Newcastle	North Tyneside	South Tyneside	Sunderland
Gateshead	5,763	866	137	173	248
Newcastle	1,096	12,562	1,240	258	295
North Tyneside	143	861	6,325	75	91
South Tyneside	248	193	89	6,150	442
Sunderland	210	186	62	315	13,074
Tyne & Wear	7,460	14,668	7,853	6,971	14,150

Source: Northumbria Police, TWRI.

Map 1: The Location of Offenders Home Addresses in Relation to Where the Notifiable Crime was Committed, South Tyneside, 2008/09



Source: Northumbria Police, and TWRI. Boundary file © Crown copyright. All rights reserved (Tyne and Wear Research and Information) (Licence No 100029087) (2009)

10. Location Profile of Non-notifiable Offenders in South Tyneside

In 2008/09 there were 2,627 non-notifiable offences committed in South Tyneside. 2,147 of these offences were committed by 1,752 individuals living in South Tyneside.

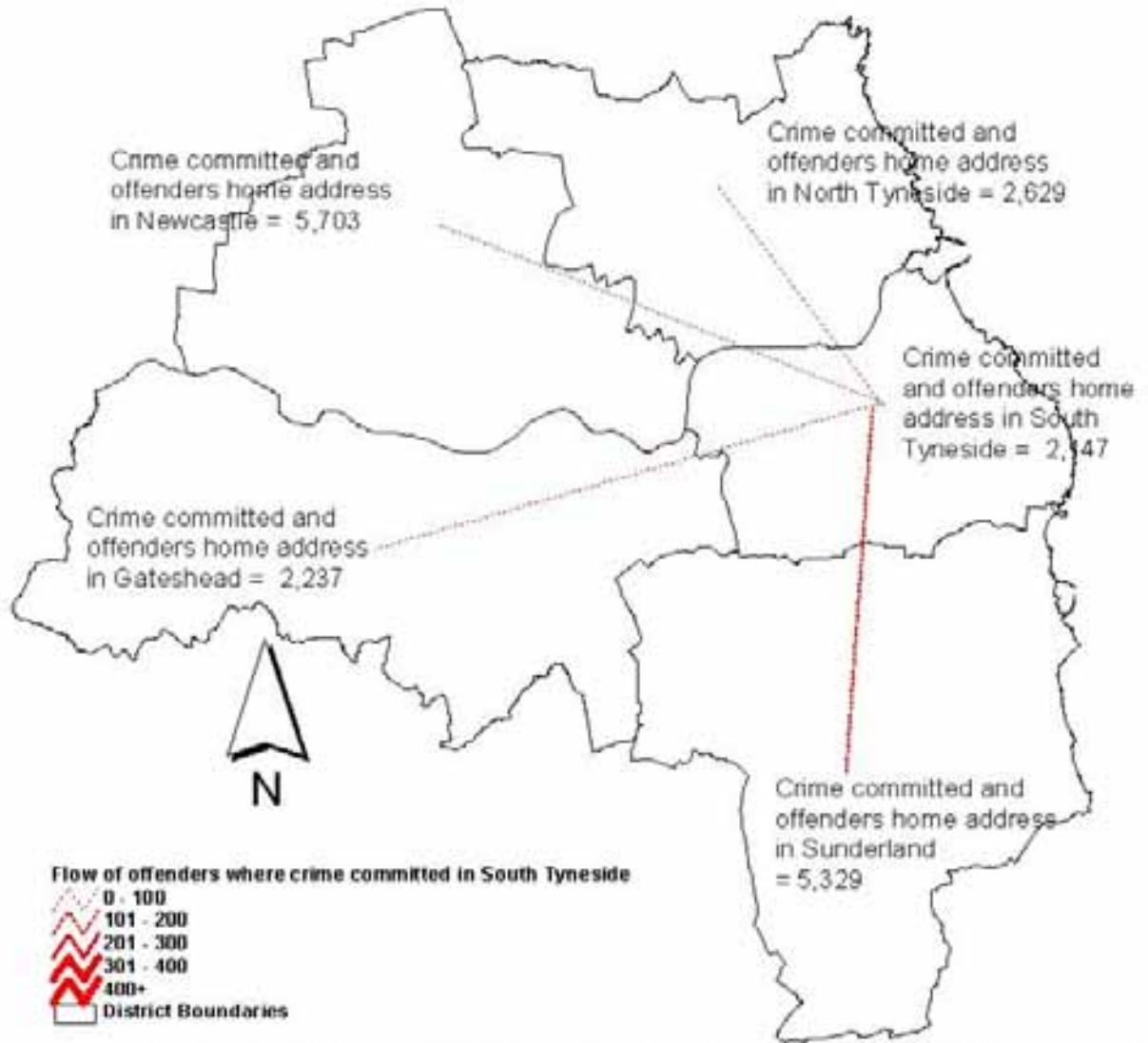
The proportion of offenders living in South Tyneside approximately mirrored the proportional share of the population of South Tyneside within Tyne & Wear. Newcastle had the highest percentage share of offenders, whilst Sunderland had the highest proportional share of the total population of Tyne & Wear.

Table 8: Location of Offenders Home Address Compared to Where the Crime was Committed (Non-notifiable Offences), Tyne & Wear, 2008/09

Crime District	Offenders Home Address District				
	Gateshead	Newcastle	North Tyneside	South Tyneside	Sunderland
Gateshead	2,237	306	54	67	107
Newcastle	646	5,703	600	164	162
North Tyneside	70	356	2,629	38	41
South Tyneside	83	78	38	2,147	158
Sunderland	82	78	18	137	5,329
Tyne & Wear	3,118	6,521	3,339	2,553	5,797

Source: Northumbria Police, TWRI.

Map 2: The Location of Offenders Home Addresses in Relation to Where the Non-Notifiable Crime was Committed, South Tyneside, 2008/09



Source: Northumbria Police, and TWRI, Boundary file © Crown copyright. All rights reserved (Tyne and Wear Research and Information) (Licence No 100029087) (2009).

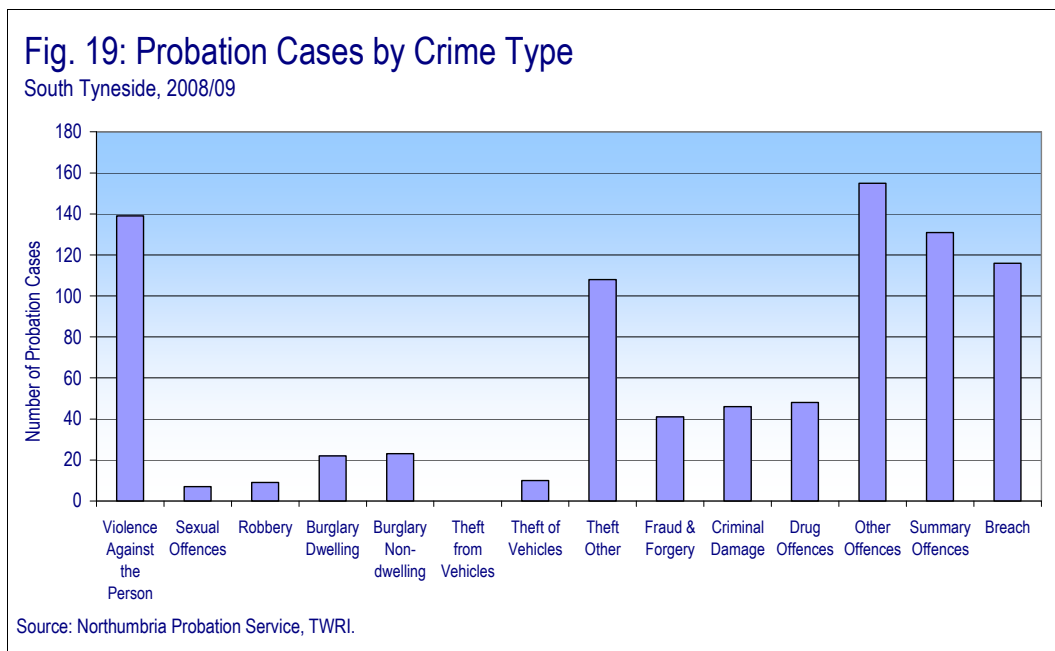
11. Probation Cases in South Tyneside

Probation is a sentence imposed by a court in lieu of incarceration. A criminal who is "on probation" has been convicted of a crime but has served only part of the sentence in jail, or has not served time at all.

11.1 Probation Cases by Types of Crime

During 2008/09 in South Tyneside:

- There were 855 Probation cases.
- 71% of Probation cases were for notifiable offences.
- 18% of Probation cases were for 'Other Offences' and 16% for Violence against the Person offences.



11.2. Age, Gender and Ethnicity of Probationers

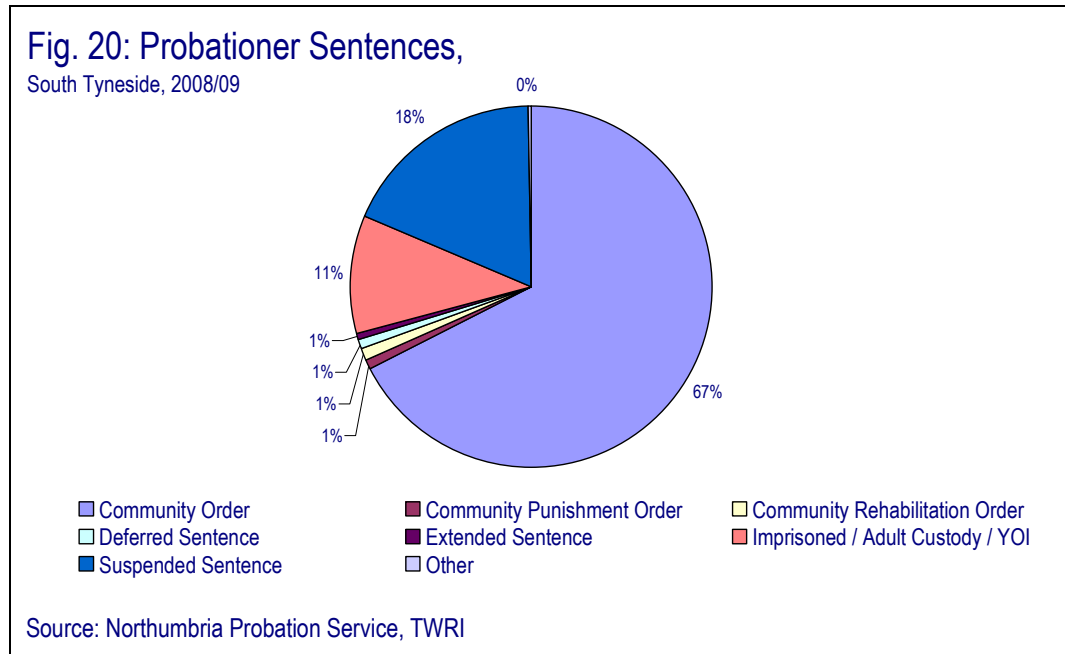
During 2008/09 in South Tyneside of those on Probation:

- 86% were male.
- 46% were aged under 26 years old.
- 3% were of Black or Minority Ethnic origin.

11.3 Probationer Sentences

During 2008/09 in South Tyneside of those on Probation:

- 67% were given a community sentence, whilst 18% were given a suspended sentence.
- 11% were given a custodial sentence.



11.4 Offender Assessment System (OASys) Needs Assessments

The Offender Assessment System (OASys) is a standardised process for the assessment of offenders. OASys assesses how likely an offender is to be reconvicted by identifying and classify offending-related needs including basic personality characteristics, thinking deficits and social issues. The system also assesses risk of harm to others and also to themselves and assists with the management of risk of harm.

An OASys assessment is carried out at the stage that the pre-sentence report (PSR) is produced, with further assessments conducted periodically throughout the sentence (whether in custody or in the community) and at the end of sentence. If there is no PSR, OASys is completed for the first time at commencement of the sentence.

During 2008/09 in South Tyneside of those on Probation undergoing OASys assessments:

- 23% were considered to be at high risk of reconviction at the start of the Probation sentence.
- 8% were considered to be at high risk of reconviction at the end of the Probation sentence.

Table 8: Risk of Reconviction of Probationers in South Tyneside, 2008/09

	Start of Probation	End of Probation
High	149	31
Medium	271	167
Low	203	191
Not calculated	29	8
Total	652	397

Source: Northumbria Probation Service, TWRI

During 2008/09 in South Tyneside:

- There were 662 OASys assessments undertaken at the start of Probation sentences.
- 61% of Probationers were identified as having an ‘Education, Training and Employability’ need.
- Drug misuse was a concern in 24% of cases, as was alcohol misuse.
- There were 401 OASys assessments undertaken at the end of Probation sentences.
- 46% of Probationers were identified as having an ‘Education, Training and Employability’ need at the end of their Probation sentence.
- Drug misuse was a concern in 11% of cases, whilst alcohol misuse was a concern in 14% of cases at the end of their Probation sentence.

Table 9: Probationers and 'Areas of Need' in South Tyneside, 2008/09

Area of Need	Number With Needs		Number With Needs	
	Start of Probation	% With Needs	End of Probation	% With Needs
Accommodation	309	46.7	128	31.9
Education, Training and Employability	406	61.3	184	45.9
Financial Management and Income	313	47.3	112	27.9
Relationships	72	10.9	34	8.5
Lifestyle and associates	354	53.5	146	36.4
Drug Misuse	157	23.7	45	11.2
Alcohol misuse	193	29.2	57	14.2
Emotional Wellbeing	270	40.8	138	34.4
Thinking and Behaviour	345	52.1	141	35.2
Attitudes	328	49.5	139	34.7
Number of OASys assessments	662		401	

Source: Northumbria Probation Service, TWRI