



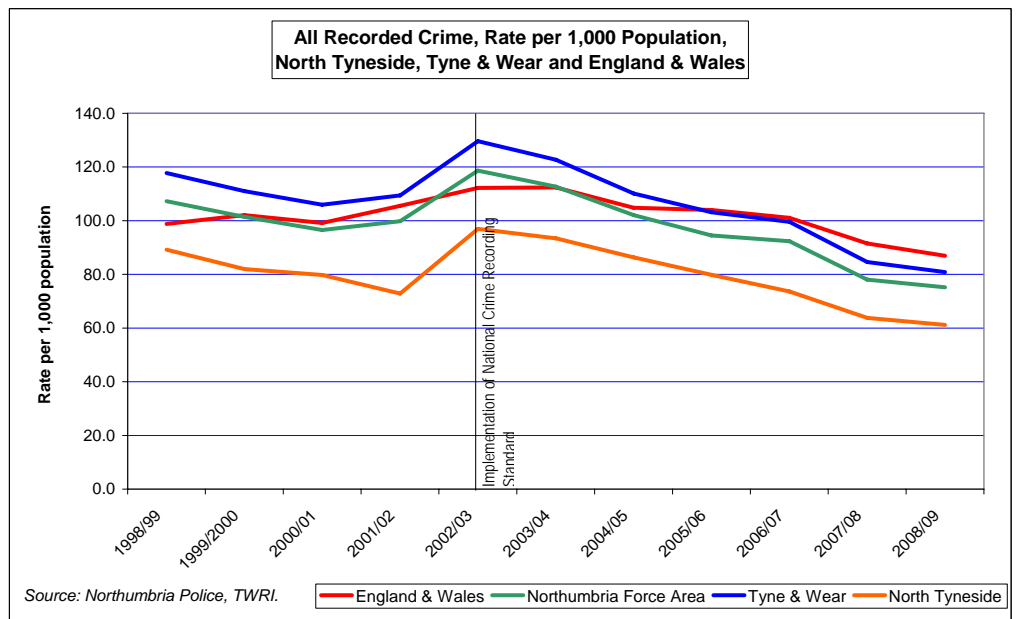
# CRIME IN NORTH TYNESIDE

This bulletin provides a summary of police recorded crime in North Tyneside from Q1 2007 to Q1 2009.

In 2008/09 11,993 crimes were recorded in North Tyneside. This was 5,049 crimes less than in 1998/99<sup>1</sup>. In Q1 (April – June) 2009 the total number of recorded crime in North Tyneside was 2,152, a decrease of 39.8% from Q1 2007.

## Recorded Crime – Time Series

- Since 2002/03 (adoption of the NCRS<sup>1</sup>) the rate of total crime in North Tyneside has fallen by 35.8 per 1,000 population to 61.2. In England & Wales a similar fall was experienced, down by 25.2 per 1,000 population to 87.0.
- The total number of recorded crimes in North Tyneside fell from 18,674 to 11,993 between 2002/03 and 2008/09 and in England & Wales from 5,899,450 to 4,703,814 over the same period.



## Crimes by Type, Quarter April – June 2009

- The total number of recorded crimes in North Tyneside in Q1 (April–June) 2009 was 2,152, -39.8% lower than in Q1 2007 and -31.3% lower than in Q1 2008.
- Between Q1 2007 and Q1 2009 the rate per 1,000 population (households Burglary-Dwelling) fell in nine crime types and stayed the same in three crime types.

Rates per 1,000 population crime type, North Tyneside (Quarter 1)			
	2007	2008	2009
Violence Against the Person	3.3	3.1	2.1
Sexual Offences	0.1	0.1	0.1
Robbery	0.1	0.1	0.1
Burglary - Dwelling *	1.7	1.2	1.1
Burglary - Non-dwelling	1.3	0.8	0.4
Theft of Vehicles	0.4	0.5	0.3
Theft from Vehicles	1.3	0.7	0.4
Theft Other	4.7	4.1	2.9
Fraud & Forgery	0.4	0.4	0.3
Criminal Damage	4.9	4.6	2.9
Drug Offences	0.7	0.6	0.7
Other Offences	0.3	0.3	0.2

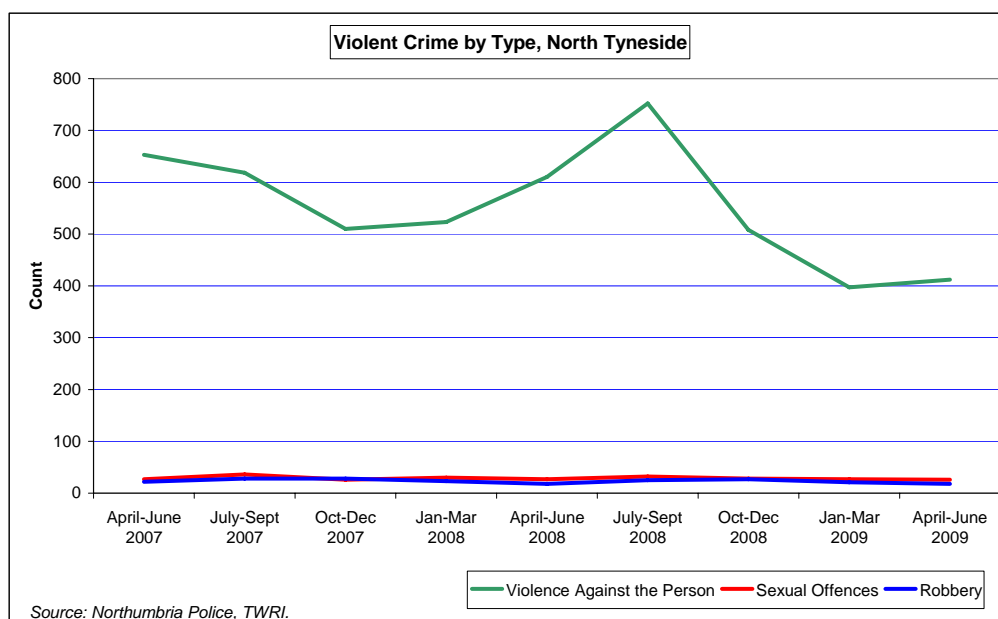
\* Rate per 1,000 households

Source: Northumbria Police, TWRI.

**Violent Crime**  
Q1 2007 - Q1 2009

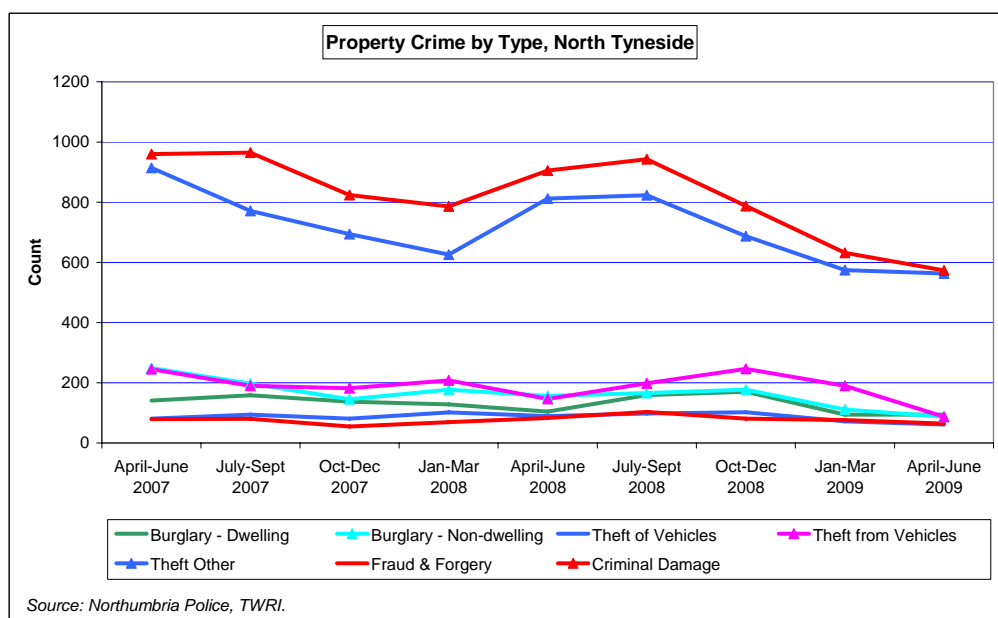
Violent crime comprises Violence Against the Person (VAP), Sexual Offences and Robbery. VAP covers the whole spectrum of assaults from pushing and shoving, with no physical harm, to murder.

- Comparing Q1 2007 with Q1 2009, VAP fell by 241 (-36.9%), Sexual Offences by 1 (-3.7%) and Robbery by 4 (-18.2%).



**Property Crime**  
Q1 2007 - Q1 2009

- Property crime covers the various ways that individuals, households or corporate bodies have their property damaged or are deprived of it by illegal means (or where there is intent to do so).
- Comparing Q1 2007 with Q1 2009, the largest fall in property crime types was for Criminal Damage, the largest percentage fall was for Burglary Non Dwelling.



TWRI produce quarterly 'traffic-lights' that give an overview of the trend in different crime group (British Crime Survey categories) in Tyne & Wear and its constituent Districts. During 2009, TWRI will be producing 'Victims' and 'Offender' profile reports covering 2008/09.

<sup>1</sup> The National Crime Recording Standard (NCRS) was adopted by all police forces in England and Wales in April 2002 in an effort to improve the consistency of police recording and to better reflect the demands made on the police by victims of crime.