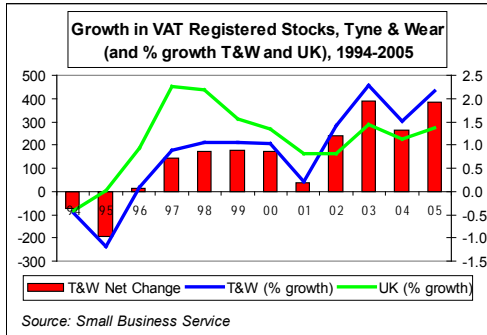




Businesses registered for VAT in Tyne & Wear up 2.2% in 2005



TWRI has produced a report on Businesses Registered for VAT in Tyne & Wear showing Tyne & Wear up faster than NE and UK in 2005.

Tyne & Wear's business base grew by 2.2% in 2005. This was slightly faster than in the North East (2.0%) and considerably faster than in the UK (1.4%). The growth in the business base in 2005 almost matched the record two years earlier (2.3% in 2003).

Over the last five years, 2000-05, Tyne & Wear (up 9.0%) has outperformed the NE (7.9%) and the UK (7.1%). Tyne & Wear's long-run growth rate of VAT-registered businesses is about two-thirds of the UK rate. In the eleven years to 2005, it was 10.5% (UK 14.3%).

Earnings in Tyne & Wear 2006

Earnings data is now available for a robust time series of eight years (1998-2006). Key points from this period include:

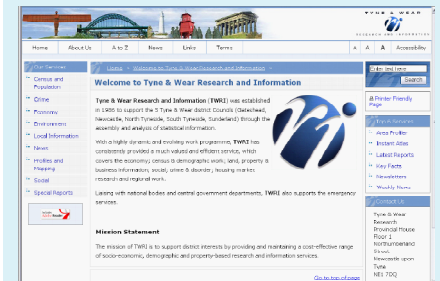
- Tyne & Wear's reported earnings growth for the eight years 1998–2006 was similar to the rest of the country, (TW 36.5%) for all employees (UK 36.9%).
- High earners' pay has been rising significantly more quickly than the average; by about ½pp each year, or over 4pp since 1998.
- Also, median earnings have risen about 5 percentage points less quickly than the mean. This increased inequality (at the top end) implies that overall median earnings growth in real terms has been around 15% since 1998, whereas mean earnings have risen around 20% in real terms.
- For men on median earnings, real pay growth has been very dented, up only 5% (whereas men's mean real pay is up about 10%).

Coming soon - new TWRI website

A much improved, easier to navigate **TWRI** website will be launched after Easter 2007.

It will be accessed via a new domain name :

www.twri.org.uk



More details nearer the date.

Migration and Population Estimates

As part of the **Improving Migration and Population Estimates (IMPS) Review**, ONS has reviewed its methodology to produce the annual mid-year population estimates (MYEs). The 2006 MYEs (due in August 2007) will incorporate the new methodology. The changes will also feed into revised population estimates for 2002 to 2005.

ONS also published the **'Report of the Interdepartmental Task Force on Migration Statistics'** in December 2006. The Report recommends a range of actions to obtain better information on migration, both long- and short-term. It recommends improving the International Passenger Survey (IPS) estimates of migration by boosting the sample of emigrants in the IPS from January 2007.

TW House Prices Rose 14% in 2004-06

The report 'House Price in Tyne & Wear, June 2006' shows that prices rose by the same percentage as in England & Wales, up 14% over the two years to spring 2006. In Tyne & Wear house prices have thus broadly stabilised at around 5.8 times average full-time earnings. The data used are the Land Registry's and are comprehensive.

Prices for *new flats* were actually lower in 2006 than in 2004 – but this is partly due to new flats being built and sold outside the more expensive areas.

The latest report is the third in a biennial series from **TWRI**, which have covered what **TWRI** has dubbed "the wave"; house price inflation which peaked in 2002-04 when prices rose by about 50%.

AreaProfiler

North Tyneside Council is undertaking the development of AreaProfiler Version2 and enhancements and new functionality are nearing completion. These incorporate enhanced thematic mapping and scaleable vector graphics (svg) capabilities.

Version2 will be launched together with the new **TWRI** website after Easter.

Tyne & Wear Research and Information

1st Floor Provincial House
Northumberland Street
Newcastle upon Tyne.

NE1 7DQ

Tel: 0191 277 1919 Fax: 0191 277 1911

email: twri@tyne-wear-research.gov.uk

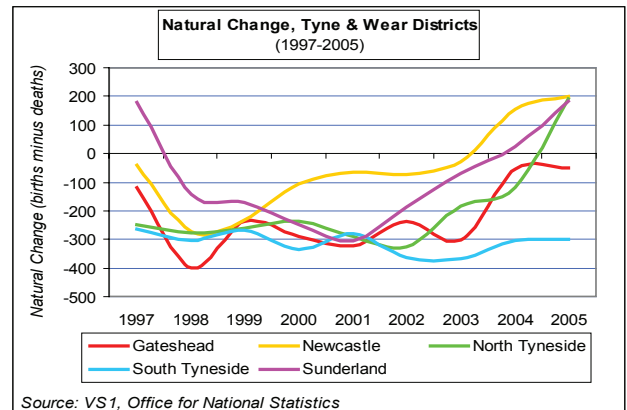


Health & Population Change in Tyne & Wear 2005

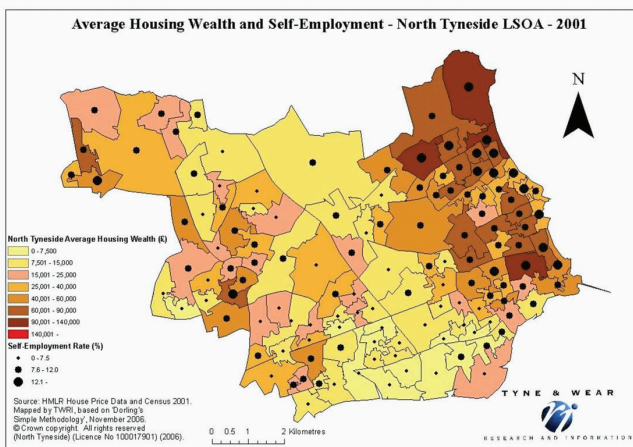
Population has grown in Tyne & Wear since 2004. The exceptionally rapid population growth which occurred in 2005 (up 9,600) was largely due to net international in-migration. In 2005, Tyne & Wear's population increased due to natural change for the first time in nine years (+233) [see graph for natural change by District]

Fertility in Tyne & Wear remains low, relative to the region and England & Wales. Fertility rates fell for women aged under 18 years (-8%) and rose for women aged 18-34 (3%) and women aged 35+ (23%).

Mortality ratios for Tyne & Wear are high compared to the national average. Circulatory disease was the most common cause of death in Tyne & Wear in 2005 (33% of all deaths).



Forthcoming Research : Housing Wealth and Small Business Indicators



Housing wealth is the main collateral for new small businesses (measured by house prices). TWRI's forthcoming report on 'Housing Wealth and Small Business Indicators' presents a set of thematic [District] maps showing housing wealth correlated with two indicators of small business; self-employment [rates] and professional & managerial experience.

Aerial Photography

TWRI have commissioned a flight in 2007 from GeoInformation for Aerial Photography. This will be flown using a Vexcel Digital Survey Camera creating a 10cm pixel resolution dataset. An Internet Licence is also included in the contract.

Reports

Future reports published by TWRI will be accompanied by new, stand-alone 'Summary Sheets' or 'Bulletins'. 'Summary Sheets' will provide a snapshot of key findings from a featured publication and will include a graphic or map to illustrate the most significant findings of a report. TWRI also plan to produce more detailed 'Bulletins' for key reports, providing a more detailed summary of key points and findings.

Weekly News

Keep up to date with a weekly summary of economic and other stories which affect Tyne & Wear.

Monthly Unemployment Report

The new format 'Unemployment in Tyne & Wear' report includes:

- Seasonally adjusted claimant count figures
- Unadjusted claimant count figures
- Benefit claimants
- ILO unemployment
- Claimant count statistics for current (2004) wards

All TWRI reports free from www.tyne-wear-research.gov.uk

2011 Census and 2007 Test

The Office for National Statistics (ONS) has recently consulted users on the content of the 2011 Census and on a number of specific topics, including; small area geography (deadline for comments 16/2). The 2007 Test Census (of a pilot questionnaire) will be conducted on 13th May 2007.

ONS is holding a number of events relating to the 2011 Census including:

- The 2011 Census: Updated view on content for England and Wales
 - Sheffield 01/03/07
 - London 09/03/07
 - London 12/03/07
 - Cardiff 16/03/07

Retirement Announcement



TWRI Senior Researcher Joan Davison will be retiring in May 2007, having worked in Local Government for over 34 years, and for TWRI since its inception in 1986. Joan will be missed both professionally and personally by the team at TWRI and District colleagues. TWRI would like to take this opportunity to wish Joan a long and happy retirement.

www.tyne-wear-research.gov.uk